

**7%**  
compounding  
roll-up rate  
see details inside

Producer Guide

# PROTECTIVE<sup>®</sup> ASPIRATIONS

## Variable Annuity

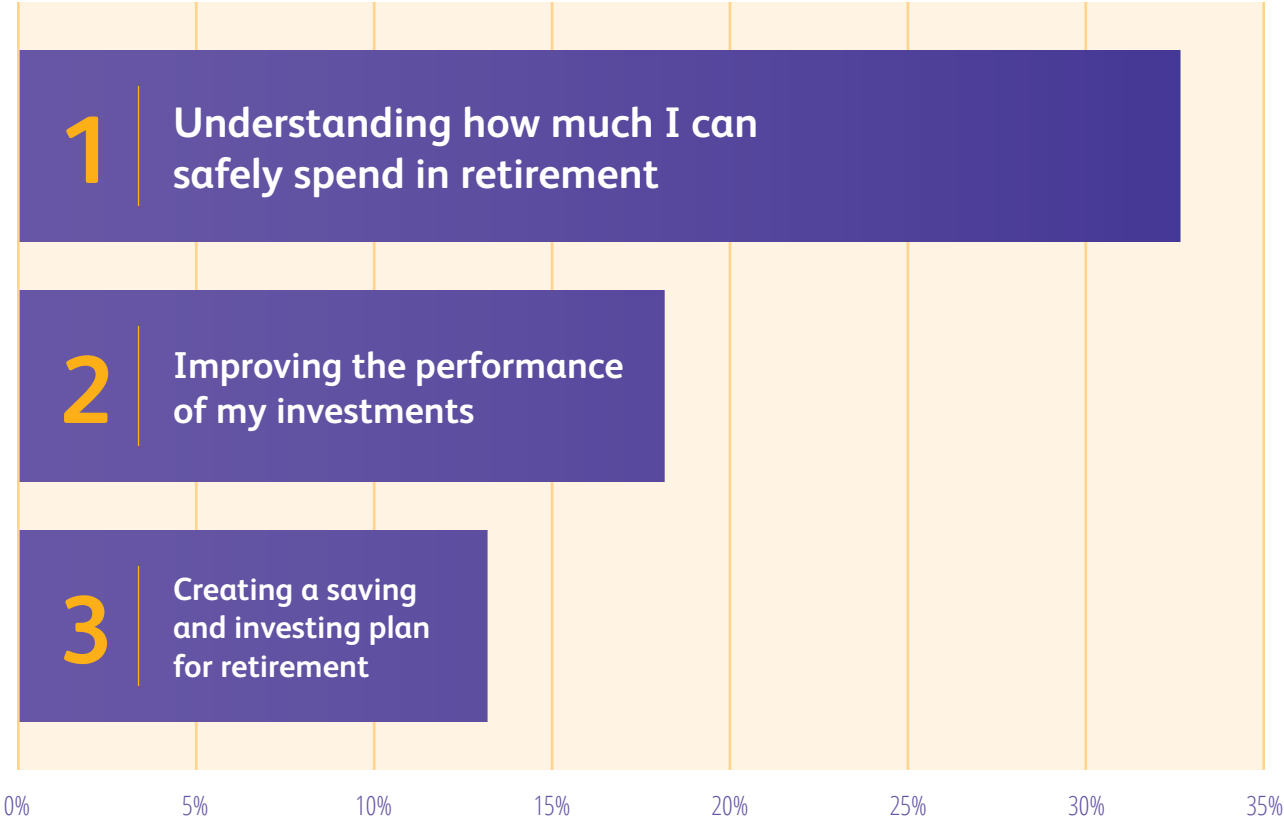
Protective refers to Protective Life Insurance Company.  
For Financial Professional Use Only. Not for Use With Consumers.

Not FDIC/NCUA Insured	Not Bank or Credit Union Guaranteed	Not a Deposit
Not Insured By Any Federal Government Agency		May Lose Value

# Make a difference in retirement

Clients turn to you for advice and guidance on how to prepare for their retirement in ways that align with their goals.

According to a 2022 survey, the top 3 financial goals that would motivate someone to seek the assistance of a financial professional are:



Source: Michael Finke survey of 1,200 consumers with investable assets greater than \$25k, 2022.

# Protection, performance, strength

The Protective Aspirations variable annuity is designed to be tailored to clients' unique lifestyle and legacy goals to provide them with the confidence of knowing that their retirement is protected, powered by investment growth potential and backed by a company with the financial strength to deliver on its promises.

## Protection



- Protect client retirement goals with the choice of two lifetime income options to choose from to fit their needs.
- **SecurePay Protector<sup>SM</sup> benefit** — maximize retirement income with a guaranteed **7% compounding roll-up**, investment growth potential and competitive withdrawal rates<sup>1</sup>
- **SecurePay Investor<sup>SM</sup> benefit** — low-cost income rider designed to maximize growth potential and provide guaranteed income<sup>2</sup>
- Create a customized guaranteed income plan with **age-based withdrawal rates**.
- Help clients protect their beneficiaries with **multiple death benefit options**, including maximum quarterly anniversary value.

## Performance



- Build personalized portfolios from a competitive investment lineup offering **over 100 investment options** from industry leading fund managers.
- Select pre-made allocation portfolios for easy diversification.
- Harness the power of tax-deferral and the ability to trade between sub-accounts with no tax consequence to help maximize investment growth potential.

## Strength



- Your dedicated sales team comprised of specialists, programs and tools are designed to help you serve your clients and attract new ones.
- Protective has over 110 years of history

	Protective Life Insurance Company
A.M. Best	<b>A+</b> Superior: 2nd highest of 15 ratings
Standard & Poor's	<b>AA-</b> Very Strong: 4th highest of 21 ratings
Fitch	<b>AA-</b> Very High: 4th highest of 22 ratings
Moody's	<b>A1</b> Good: 5th highest of 21 ratings

**\*Ratings effective February 16, 2024.** An insurance rating is an opinion of the rating agency of the insurance company's financial capacity to meet the obligations of its insurance policies in accordance with their terms. Each of the independent rating organizations that rates Protective has assigned its rating based on a variety of factors, including the company's operating performance, asset quality, financial flexibility, and capitalization. A rating is not a recommendation to purchase, sell, or hold insurance contracts. Ratings are subject to change at any time. The insurer may have paid a fee to the rating agency.

<sup>1</sup> Available for an additional 1.40% fee at issue (1.50% with RightTime) as a percentage of benefit base.

<sup>2</sup> Available for an additional 0.50% fee at issue (0.60% with RightTime) as a percentage of the benefit base.

## Product specifications

<b>Customer profile</b>	For customers looking for <b>investment growth potential, lifetime income</b> and <b>legacy planning</b> solutions		
<b>Availability (ages)</b>	0-85		
<b>Cost</b>	<ul style="list-style-type: none"> <li>• Mortality and expense risk and administration charge: 1.20%</li> <li>• Contract maintenance fee: \$35</li> </ul>		
<b>Free withdrawals</b>	During the first contract year, contract owners can withdraw 10% of the initial investment without a surrender charge.		
<b>Withdrawal charges</b>	7 Years — 7%, 6%, 6%, 5%, 4%, 3%, 2%		
<b>Death benefit options</b>	Standard death benefit: contract value		
	<b>Enhanced death benefits</b>	<b>Cost</b>	
	Return of Purchase Payments	0.20%	Total investment less an adjustment for each withdrawal
	Maximum Anniversary Value (available to age 77)	0.35%	Max. annual value attained before 83rd birthday
Maximum Quarterly Value (available to age 77)	0.40%	Max. quarterly value attained before 83rd birthday	
<b>Investment growth potential</b>	Over 100 fund investment options from top fund managers		
<b>Lifetime income options</b>	<b>SecurePay Protector benefit</b>	<b>SecurePay Investor benefit</b>	
	7% compounding roll-up and annual step-ups	Annual step-ups	
	1.40% (1.50% RightTime)	0.50% (0.60% RightTime)	
	Choose single or joint withdrawals when income starts		
	SecurePay Reserve: Ability to defer up to 3x unused AWA during retirement <sup>3</sup>		
	SecurePay NH: Increase withdrawal percentage up to 10% for up to 5 years as a result of 90-day nursing home stay <sup>4</sup>		
Available ages 55-85			
<b>Additional benefits<sup>5</sup></b>	<ul style="list-style-type: none"> <li>• Flexible withdrawal treatment</li> <li>• Nursing home/terminal illness waiver</li> </ul>		

<sup>3</sup>Once withdrawals have begun, the customer may take less than their annual withdrawal amount and reserve no more than 1) 3x the annual withdrawal amount or 2) their current account value.

<sup>4</sup>SecurePay NH nursing home enhancement may not be available in all states and may not be available with new contracts in the future. To qualify for SecurePay NH, the customer must: be confined to a qualified nursing care facility; be unable to perform two out of six specified Activities of Daily Living or be diagnosed with a severe cognitive impairment; have not been in a nursing home one year before and after purchasing an optional protected lifetime income benefit. Proof of continued qualification is required for each contract year in which this benefit is claimed.

<sup>5</sup>Withdrawals taken prior to benefit election do not end the roll-up period, but they may reduce the benefit base, resulting in decreased benefit withdrawal amounts in future years. Waives withdrawal charges and MVA after the first contract anniversary, if the contract owner or spouse is confined to a hospital or nursing facility for at least 30 days or if the contract owner or spouse has a terminal illness. Waives withdrawal charges and MVA, if the contract owner or spouse (annuitant or annuitant's spouse, if the owner is not a natural person) becomes unemployed.

# Investment management

With Protective Aspirations variable annuity, you can diversify your investments among several options from established fund managers. We select each fund manager for their high level of professional credentials and experience. They're responsible for implementing each respective investment option's strategy and managing its portfolio trading activities.



**BlackRock**



LORD ABBETT



Morgan Stanley  
Investment Management

P I M C O



Tax-free transfers among the various investment options may help you maintain your preferred level of diversification. Certain limitations apply, so please see the product prospectus for more information. Diversification neither assures a profit nor eliminates the risk of experiencing investment losses.

The investment objectives and policies of the underlying investment options may contain different investments than similarly named mutual funds offered by the investment managers. Investment results will differ and may be higher or lower than the investment results of such other funds. An investment in any of the variable annuity investment options is subject to market risk and loss of principal.

Please refer to the underlying fund prospectus for more information regarding risks associated with the portfolios available within your variable annuity.

Portfolios that invest in high-yield securities are subject to greater credit risk and price fluctuation than portfolios that include higher-quality securities. Stocks of small or mid-cap companies have less liquidity than those of larger, established companies and are subject to greater price volatility and risk than the overall stock market. Emerging market stocks and foreign portfolios involve risks and opportunities not associated with investing domestically, such as currency fluctuation, political risk and differences in financial reporting. Money Market and U.S. Government Securities portfolios are not insured or guaranteed by the Federal Deposit Insurance Corporation, U.S. government, or any other governmental agency. You could lose money by investing in a money market fund. Although the money market fund seeks to preserve the value of your investment at \$1.00 per share, it cannot guarantee it will do so. Bonds, if held to maturity, provide a fixed rate of return and a fixed principal value. Bond funds fluctuate and shares, when redeemed, may be worth more or less than their original cost.

## Investment options

Protective Aspirations variable annuity offers over 100 investment options from leading fund managers allowing you to build diversified portfolios that align with client goals.

Investment option	AIC Category
<b>Large Value</b>	
AB VPS Relative Value B	3
American Funds® IS — Washington Mutual Investors Fund (4)	3
Invesco V.I. Comstock Fund — Series II	3
Invesco V.I. Growth and Income Fund — Series II	3
Lord Abbett Series Fund Fundamental Equity Portfolio	3
<b>Large Blend</b>	
American Funds® IS — Growth-Income Fund (4)	3
ClearBridge Variable Dividend Strat II	3
Fidelity® VIP Growth & Income Portfolio Service 2	3
Fidelity® VIP Index 500 Portfolio Service 2	3
Franklin Rising Dividends VIP 2	3
Lord Abbett Series Fund Dividend Growth Portfolio	3
MFS® VIT II Core Equity Svc	3
<b>Large Growth</b>	
AB VPS Large Cap Growth B	3
American Funds® IS — Growth Fund (4)	3
ClearBridge Variable Large Cap Growth II	3
Fidelity® VIP Growth Portfolio Service 2	3
Franklin DynaTech VIP 2	4
Goldman Sachs VIT Strategic Growth Svc	3
Janus Henderson VIT Forty Svc	3
MFS® VIT Growth Svc	3
MFS® VIT II MA Investors Growth Stk Svc	3
Morgan Stanley VIF Growth II	4
T. Rowe Price Blue Chip Growth Port II	3
T. Rowe Price All-Cap Opportunities Port I	4
<b>Mid-Cap Value</b>	
Columbia VP Select Mid Cap Value 2	4
Fidelity® VIP Value Strategies Portfolio Service 2	4
MFS® VIT III Mid Cap Value Svc	4

Investment option	AIC Category
<b>Mid-Cap Blend</b>	
BlackRock Advantage SMID Cap V.I. Fd III	3
ClearBridge Variable Mid Cap II	4
Fidelity® VIP Mid Cap Portfolio Service 2	3
Goldman Sachs VIT Mid Cap Value Svc	3
Invesco V.I. Main Street Mid Cap Fund — Series II	3
<b>Mid-Cap Growth</b>	
Franklin Small Mid Cap Growth VIP 2	4
Goldman Sachs VIT Mid Cap Growth Svc	3
Invesco V.I. Discovery Mid Cap Growth Fund — Series II	4
Janus Henderson VIT Enterprise Svc	3
Lord Abbett Series Fund Growth Opportunities Portfolio	4
MFS® VIT Mid Cap Growth Svc	4
T. Rowe Price Mid-Cap Growth Port II	3
<b>Small Value</b>	
AB VPS Small Cap Growth B	4
Franklin Small Cap Value VIP 2	4
<b>Small Blend</b>	
Fidelity® VIP Disciplined Small Cap Portfolio Service 2	4
Goldman Sachs VIT Sm Cp Eq Insghts Svc	4
Invesco V.I. Main Street Small Cap Fund — Series II	4
Invesco V.I. Small Cap Equity Fund — Series II	4
MFS® VIT III Blended Rsrch Sm Cp Eq Svc	4
<b>Small Growth</b>	
AB VPS Discovery Value B	4
ClearBridge Variable Small Cap Growth Portfolio Class II	4
MFS® VIT New Discovery Svc	4

Investment option	AIC Category
<b>Foreign Large Blend</b>	
American Funds® IS — International Growth And Income Fund (4)	3
BlackRock International V.I. I	3
Janus Henderson VIT Overseas Svc	4
MFS® VIT II Research International Svc	4
<b>Foreign Large Growth</b>	
American Funds® IS — International Fund (4)	4
Fidelity® VIP International Capital Appreciation Portfolio Service 2	4
MFS® VIT II International Growth Svc	3
MFS® VIT II International Intrs Val Svc	3
<b>Diversified Emerging Markets</b>	
American Funds® IS — New World Fund (4)	4
Fidelity® VIP Emerging Markets Portfolio Service 2	4
Templeton Developing Markets VIP 2	4
<b>Global Large-Stock Blend</b>	
American Funds® IS — Capital World Growth & Income Fund (4)	3
<b>Global Large-Stock Growth</b>	
American Funds® IS — Global Growth Fund (4)	3
Invesco V.I. Global Fund - Series II	4
Janus Henderson VIT Global Sust Eq Svc	4
<b>Global Small/Mid Stock</b>	
American Funds® IS — Global Small Cap Fund (4)	4
<b>Energy</b>	
Fidelity® VIP Energy Portfolio Service 2	4
<b>Global Real Estate</b>	
Invesco V.I. Global Real Estate Fund — Series II	4
MFS® VIT III Global Real Estate Svc	4
<b>Health</b>	
Fidelity® VIP Health Care Portfolio Service 2	3
T. Rowe Price Health Sciences Port II	4
<b>Infrastructure</b>	
Morgan Stanley VIF Global Infrs II	4

Investment option	AIC Category
<b>Technology</b>	
Columbia VP Seligman Global Tech 2	4
Fidelity® VIP Technology Portfolio Initial	4
Janus Henderson VIT Glb Tech&Innvt Svc	4
<b>Utilities</b>	
MFS® VIT Utilities Svc	4
<b>Global Allocation</b>	
BlackRock Global Allocation V.I. III	2
<b>Tactical Allocation</b>	
Goldman Sachs VIT Trd Driv Alloc Svc	2
Invesco V.I. Balanced-Risk Allocation Fund — Series II	2
Morgan Stanley VIF Global Strategist II	2
PIMCO VIT All Asset Adv	2
PIMCO VIT Global Diversified Alloc Adv	2
<b>Aggressive Allocation</b>	
Fidelity® VIP FundsManager® 85% Portfolio Service 2	3
Protective Life Dynamic Allc Ser Gr	3
<b>Moderately Aggressive Allocation</b>	
Fidelity® VIP Asset Manager Growth Portfolio Service 2	2
Fidelity® VIP FundsManager® 70% Portfolio Service 2	4
<b>Moderate Allocation</b>	
American Funds® IS — Asset Allocation Fund (4)	2
BlackRock 60/40 Trgt Allc ETF VI III	2
Columbia VP Balanced 2	2
Fidelity® VIP Asset Manager Portfolio Service 2	2
Fidelity® VIP Balanced Portfolio Service 2	2
Fidelity® VIP Target Volatility Portfolio Service 2	2
Invesco V.I. Equity and Income Fund — Series II	3
Janus Henderson VIT Balanced Svc	2
MFS® VIT Total Return Svc	3
Protective Life Dynamic Allc Ser Mod	2
T. Rowe Price Moderate Allocation I	2

Protective® Aspirations Variable Annuity | Investment options

Investment option	AIC Category
<b>Moderately Conservative Allocation</b>	
Franklin Income VIP 2	2
Protective Life Dynamic Allc Ser Cnsrv	2
<b>Conservative Allocation</b>	
Fidelity® VIP FundsManager® 20% Portfolio Service 2	1
<b>Global Bond</b>	
Templeton Global Bond VIP 2	2
<b>High Yield Bond</b>	
Fidelity® VIP High Income Portfolio Service 2	2
PIMCO VIT High Yield Adv	2
<b>Multisector Bond</b>	
Fidelity® VIP Strategic Income Portfolio Service 2	2
Lord Abbett Series Fund Bond-Debenture Portfolio	2
PIMCO VIT Income Advisor	2
<b>Non-Traditional Bond</b>	
Columbia VP Strategic Income 2	2
<b>Inflation-Protected Bond</b>	
PIMCO VIT Real Return Adv	1
<b>Intermediate Core-Plus Bond</b>	
Columbia VP Intermediate Bond 2	1
Morgan Stanley VIF Core Plus Fxd Inc II	2
PIMCO VIT Total Return Adv	1
Western Asset Core Plus VIT II	1
<b>Intermediate Core Bond</b>	
American Funds® IS — The Bond Fund of America Fund (4)	1
Fidelity® VIP Bond Index Portfolio Service 2	1
Fidelity® VIP Investment Grade Bond Portfolio Service 2	1
Goldman Sachs VIT Core Fixed Income Svc	1

Investment option	AIC Category
<b>Long Government</b>	
PIMCO VIT Long-Term US Govt Adv	2
<b>Intermediate Government</b>	
American Funds® IS — US Government Securities Fund (4)	1
Invesco V.I. Government Securities Fund — Series II	1
<b>Short-Term Bond</b>	
Columbia VP Limited Duration Credit 2	1
Lord Abbett Series Fund Short Duration Income Portfolio	1
PIMCO VIT Low Duration Adv	1
<b>Ultrashort Bond</b>	
PIMCO VIT Short-Term Adv	1
<b>Money Market – Taxable</b>	
Invesco V.I. U.S Government Money Portfolio — Series I	1



## Allocation by Investment Category (AIC)

If the SecurePay Protector benefit is elected, **during the accumulation phase** you can build a diversified portfolio by participating in our AIC program. Each investment option has been assigned to an investment category based on risk. You may allocate to any investment option across the following categories, provided they follow the minimum and maximum allocation requirements as indicated in the chart.

Allocation guidelines		
Category	Minimum allocation	Maximum allocation
1 – Conservative	10%	100%
2 – Moderate	0%	90%
3 – Aggressive	0%	40%
4 – Not available with the SecurePay Protector benefit		

Conservative	Moderate	Aggressive
American Funds® IS — The Bond Fund of America Fund (4)	American Funds® IS — Asset Allocation Fund (4)	AB VPS Relative Value B
American Funds® IS — US Government Securities Fund (4)	BlackRock 60/40 Trgt Allc ETF V.I. III	AB VPS Large Cap Growth B
Columbia VP Intermediate Bond 2	BlackRock Global Allocation V.I. III	American Funds® IS — Capital World Growth & Income Fund (4)
Columbia VP Limited Duration Credit 2	Columbia VP Balanced 2	American Funds® IS — Global Growth Fund (4)
Fidelity® VIP Bond Index Portfolio Service 2	Columbia VP Strategic Income 2	American Funds® IS — Growth Fund (4)
Fidelity® VIP FundsManager® 20% Portfolio Service 2	Fidelity® VIP Strategic Income Portfolio Service 2	American Funds® IS — Growth-Income Fund (4)
Fidelity® VIP Investment Grade Bond Portfolio Service 2	Fidelity® VIP High Income Portfolio Service 2	American Funds® IS — International Growth And Income Fund (4)
Goldman Sachs VIT Core Fixed Income Svc	Fidelity® VIP Asset Manager Portfolio Service 2	American Funds® IS — Washington Mutual Investors Fund (4)
Invesco V.I. Government Securities Fund - Series II	Fidelity® VIP Balanced Portfolio Service 2	BlackRock Advantage SMID Cap V.I. Fd III
Invesco V.I. U.S. Government Money Portfolio - Series I	Fidelity® VIP Target Volatility Portfolio Service 2	BlackRock International V.I. I
Lord Abbett Series Fund Short Duration Income Portfolio	Franklin Income VIP 2	Fidelity® VIP Growth Portfolio Service 2
PIMCO VIT Low Duration Adv	Templeton Global Bond VIP 2	Fidelity® VIP Growth & Income Portfolio Service 2
PIMCO VIT Real Return Adv	Goldman Sachs VIT Trd Driv Alloc Svc	Fidelity® VIP FundsManager® 85% Portfolio Service 2
PIMCO VIT Short-Term Adv	Invesco V.I. Balanced-Risk Fund — Series II	Fidelity® VIP Health Care Portfolio Service 2
PIMCO VIT Total Return Adv	Janus Henderson VIT Balanced Svc	Fidelity® VIP Index 500 Portfolio Service 2
Western Asset Core Plus VIT II	Lord Abbett Series Fund Bond-Debtenture Portfolio	Fidelity® VIP Mid Cap Portfolio Service 2
	Morgan Stanley VIF Core Plus Fxd Inc II	ClearBridge Variable Dividend Strat II
	Morgan Stanley VIF Global Strategist II	ClearBridge Variable Large Cap Growth II
	PIMCO VIT Income Advisor	Franklin Rising Dividends VIP 2
	PIMCO VIT All Asset Adv	Goldman Sachs VIT Mid Cap Growth Svc
	PIMCO VIT Global Diversified Alloc Adv	Goldman Sachs VIT Mid Cap Value Svc
	PIMCO VIT High Yield Adv	Goldman Sachs VIT Strategic Growth Svc
	PIMCO VIT Long-Term US Govt Adv	Invesco V.I. Comstock Fund — Series II
	Protective Life Dynamic Allc Ser Cnsrv	Invesco V.I. Equity and Income Fund — Series II
	Protective Life Dynamic Allc Ser Mod	Invesco V.I. Growth and Income Fund — Series II
	T. Rowe Price Moderate Allocation I	Invesco V.I. Main Street Mid Cap Fund — Series II
		Janus Henderson VIT Enterprise Svc
		Janus Henderson VIT Forty Svc
		Lord Abbett Series Fund Dividend Growth Portfolio
		Lord Abbett Series Fund Fundamental Equity Portfolio
		MFS® VIT Growth Svc
		MFS® VIT II Core Equity Svc
		MFS® VIT II International Growth Svc
		MFS® VIT II International Intrs Val Svc
		MFS® VIT II MA Investors Growth Stk Svc
		MFS® VIT Total Return Svc
		Protective Life Dynamic Allc Ser Gr
		T. Rowe Price Blue Chip Growth Port II
		T. Rowe Price Mid-Cap Growth Port II

The investment objectives and policies of the underlying investment options may contain different investments than similarly named mutual funds offered by the investment managers. Investment results will differ and may be higher or lower than the investment results of such other funds. An investment in any of the variable annuity investment options is subject to market risk and loss of principal.

Please refer to the underlying fund prospectus for more information regarding risks associated with the portfolios available within your variable annuity.

Portfolios that invest in high-yield securities are subject to greater credit risk and price fluctuation than portfolios that include higher-quality securities. Stocks of small or mid-cap companies have less liquidity than those of larger, established companies and are subject to greater price volatility and risk than the overall stock market. Emerging market stocks and foreign portfolios involve risks and opportunities not associated with investing domestically, such as currency fluctuation, political risk and differences in financial reporting. Money Market and U.S. Government Securities portfolios are not insured or guaranteed by the Federal Deposit Insurance Corporation, U.S. government, or any other governmental agency. You could lose money by investing in a money market fund. Although the money market fund seeks to preserve the value of your investment at \$1.00 per share, it cannot guarantee it will do so. Bonds, if held to maturity, provide a fixed rate of return and a fixed principal value. Bond funds fluctuate and shares, when redeemed, may be worth more or less than their original cost.

## Take a turnkey approach with Protective Allocation Portfolios

Available during both accumulation and distribution, the Allocation Portfolios available in the Protective Aspirations variable annuity are designed to provide diversification across asset classes and fund managers. The portfolios have varying levels of equity exposure to align with your clients' investment objectives. Allocation Portfolios are static allocations consisting of available investment options and are not actively managed. Client portfolios will be rebalanced to the target allocation at the frequency selected on the application (annually, semi-annually, quarterly, or never).

Target allocation	<div style="display: flex; justify-content: space-around; text-align: center;"> <div style="background-color: #2e3192; color: white; padding: 5px; transform: rotate(-45deg); font-size: 0.8em;">Growth Focus</div> <div style="background-color: #2e3192; color: white; padding: 5px; transform: rotate(-45deg); font-size: 0.8em;">Moderate Growth</div> <div style="background-color: #2e3192; color: white; padding: 5px; transform: rotate(-45deg); font-size: 0.8em;">Balanced Toward Growth</div> <div style="background-color: #2e3192; color: white; padding: 5px; transform: rotate(-45deg); font-size: 0.8em;">Balanced Growth and Income</div> <div style="background-color: #2e3192; color: white; padding: 5px; transform: rotate(-45deg); font-size: 0.8em;">Balanced Toward Income</div> <div style="background-color: #2e3192; color: white; padding: 5px; transform: rotate(-45deg); font-size: 0.8em;">Moderate Income</div> <div style="background-color: #2e3192; color: white; padding: 5px; transform: rotate(-45deg); font-size: 0.8em;">Income Focus</div> </div>							
	Equity	80%	70%	60%	50%	40%	30%	20%
Fixed income	20%	30%	40%	50%	60%	70%	80%	
AB VPS Large Cap Growth B	10%	5%	5%	5%	5%	5%	5%	5%
American Funds IS® Global Growth 4	15%	5%	10%	10%	5%	5%		
American Funds IS® Growth 4	5%	5%	5%	5%	5%			
American Funds IS® The Bond Fd of Amer 4					5%	5%	5%	
BlackRock Global Allocation V.I. III		5%	5%	5%	5%	5%		
Columbia VP Strategic Income 2		5%	5%	10%	15%	20%	20%	
Fidelity® VIP Balanced Service 2	10%	5%	5%	5%	5%	5%		
Fidelity® VIP Investment Grade Bd Svc 2		5%	5%	10%	10%	10%	10%	
Franklin Income VIP 2	5%	5%	5%	5%	5%	5%	10%	
Franklin Rising Dividends VIP 2	10%	10%	10%	10%	10%	10%	10%	
Franklin Small Cap Value VIP 2	5%	5%						
Invesco V.I. Main Street Small Cap II	5%	5%						
Janus Henderson VIT Balanced Svc	5%	5%	15%	15%	5%			
Janus Henderson VIT Forty Svc	5%	5%	5%					
Janus Henderson VIT Glb Tech&Innvt Svc	5%	5%	5%					
Janus Henderson VIT Overseas Svc	5%	5%						
Lord Abbett Series Bond-Debenture VC	10%	10%	10%	10%	10%	15%	15%	
PIMCO VIT Short-Term Adv			5%	5%	10%	10%	15%	
PIMCO VIT Total Return Adv						5%	10%	
T. Rowe Price Blue Chip Growth Port II	5%	5%						
T. Rowe Price Health Sciences Port II		5%	5%	5%	5%			
<b>Total</b>	<b>100%</b>	<b>100%</b>	<b>100%</b>	<b>100%</b>	<b>100%</b>	<b>100%</b>	<b>100%</b>	<b>100%</b>
Available with SecurePay Protector benefit during ACCUMULATION	●	●	●	●	●	●	●	●
Available with SecurePay Protector benefit during DISTRIBUTION			●	●	●	●	●	●
Available with SecurePay Investor benefit	●	●	●	●	●	●	●	●

**For objective-based growth potential, explore American Funds Insurance Series® Allocation Portfolios**

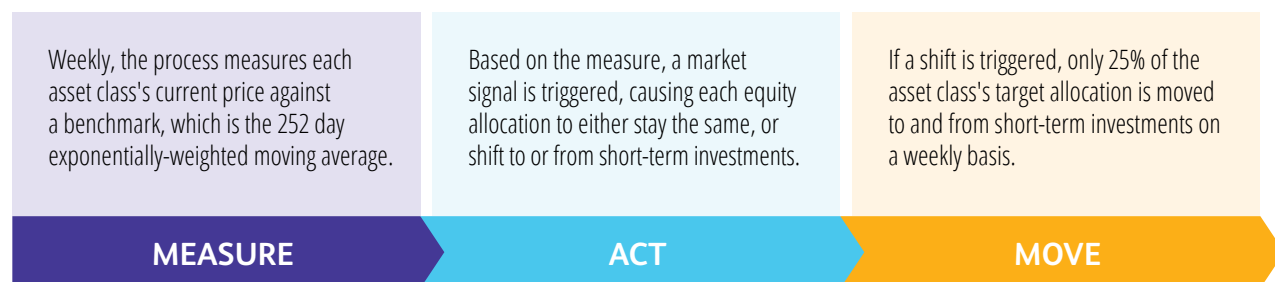
Protective Aspirations variable annuity also offers preselected allocation options from the American Funds Insurance Series. Each option blends individual funds within American Funds® that can help meet your retirement goals.

		Equity Focus	Global Growth	Growth	Global Growth and Income	Growth and Income	Global Balanced Growth and Income	Balanced Growth and Income	Conservative
Target allocation	Equity	90%	80%	80%	65%	65%	50%	50%	40%
	Fixed income	10%	20%	20%	35%	35%	50%	50%	60%
American Funds® IS Asset Allocation (4)	20%				25%	25%	25%	25%	10%
American Funds® IS Capital Wld Gr&Inc (4)	20%	15%			25%		20%		
American Funds® IS Global Growth (4)	20%	25%	20%		15%		15%		15%
American Funds® IS Growth (4)	15%		25%			25%		15%	
American Funds® IS Growth-Income (4)	25%	20%	25%			15%		20%	20%
American Funds® IS International (4)		20%			10%				
American Funds® IS The Bond Fd of Amer (4)		20%	20%		25%	25%	25%	25%	40%
American Funds® IS US Government Secs (4)							15%	15%	15%
American Funds® IS Washington Mut Inv (4)				10%		10%			
<b>Total</b>	<b>100%</b>	<b>100%</b>	<b>100%</b>	<b>100%</b>	<b>100%</b>	<b>100%</b>	<b>100%</b>	<b>100%</b>	<b>100%</b>
Available with SecurePay Protector benefit during ACCUMULATION		●	●	●	●	●	●	●	●
Available with SecurePay Protector benefit during DISTRIBUTION							●	●	●
Available with SecurePay Investor benefit	●	●	●	●	●	●	●	●	●

## Protective Life Dynamic Allocation Series Portfolios

The emotional highs and lows of market swings can cause even the most experienced investors to lose focus. Managed by Janus and sold exclusively by Protective, the Protective Life Dynamic Allocation Series portfolios can help you remove the emotion from investing by following a rules-based process. This intuitive process looks to shift equity allocations to and from short-term investments weekly based on market signals. The ultimate goal is to help you grow assets over time while mitigating downside risk.

### How the portfolios work



For more complete information, please see the prospectus for the Protective Life Dynamic Allocation Series.

		Growth Portfolio	Moderate Portfolio	Conservative Portfolio
Target allocation	Equity	100%	65%	50%
	Fixed income	0%	35%	50%
U.S. Large Cap Equity		40.00%	26.00%	20.00%
U.S. Small Cap Equity		15.00%	9.75%	7.50%
U.S. High Growth Equity		15.00%	9.75%	7.50%
U.K. Equity		10.00%	6.50%	5.00%
European Equity		10.00%	6.50%	5.00%
Japan Equity		5.00%	3.25%	2.50%
Asia Equity (excluding Japan)		5.00%	3.25%	2.50%
Fixed Income		0.00%	35.00%	50.00%
<b>Total</b>		<b>100%</b>	<b>100%</b>	<b>100%</b>
Available with SecurePay Protector benefit during ACCUMULATION			●	●
Available with SecurePay Protector benefit during DISTRIBUTION				●
Available with SecurePay Investor benefit		●	●	●

No assurance can be given that the Protective Life Dynamic Allocation Series portfolios' investment strategy will be successful under all or any market conditions. Janus Capital does not have prior experience using the proprietary methodology co-developed by Janus Capital and Protective Life Insurance Company. Although it is designed to achieve the portfolios' investment objective, there is no guarantee that it will achieve the desired results. The allocation guidelines and restrictions are designed to reduce the overall volatility of your contract value. During rising markets, these allocation guidelines and restrictions could cause contract value to rise less than would have been the case had you been invested in more aggressive investment strategies.

# SecurePay Protector benefit

Maximize income protection with the optional SecurePay Protector benefit.

<b>Highlights</b>	<ul style="list-style-type: none"> <li>• 7% compounding roll-up available for 10 years or until benefit withdrawals begin</li> <li>• Annual step-ups lock in investment growth with up to 80% equity exposure during accumulation</li> <li>• Age-based withdrawal rates</li> <li>• Choose single or joint withdrawals when income starts</li> </ul>
<b>Issue ages</b>	55-85
<b>Annual costs</b>	At issue: 1.40% of benefit base (1.50% for RightTime)
<b>Guaranteed growth</b>	<p>The benefit base will increase by the greater of a 7% compounding roll-up or the investment growth annually.</p> <p>This opportunity occurs on every contract anniversary until it has occurred 10 times or until the owner begins taking benefit withdrawals.</p>
<b>SecurePay Reserve feature*</b>	Defer up to a cumulative total of three times (3x) your annual withdrawal amount for distribution later without penalty or impacting the benefit base. Included at no additional cost.
<b>SecurePay NH<sup>7</sup></b>	Provides higher withdrawal amounts for owners receiving qualifying nursing home care. Withdrawal percentages can increase, up to 10%, for 5 years as a result of a 90-day nursing home stay. Included at no additional cost.
<b>RightTime</b>	Flexibility to add an optional GLWB after contract issue for only 0.10%.


## SecurePay Protector withdrawal rates (Effective October 3, 2022)

WD age	Single WD rates	Joint** WD rates	WD age	Single WD rates	Joint** WD rates	WD age	Single WD rates	Joint** WD rates
59½-60	4.50%	4.00%	70	6.25%	5.75%	81	6.80%	6.30%
61	4.80%	4.30%	71	6.30%	5.80%	82	6.85%	6.35%
62	5.10%	4.60%	72	6.35%	5.85%	83	6.90%	6.40%
63	5.40%	4.90%	73	6.40%	5.90%	84	6.95%	6.45%
64	5.70%	5.20%	74	6.45%	5.95%	85	7.00%	6.50%
65	6.00%	5.50%	75	6.50%	6.00%	86	7.05%	6.55%
66	6.05%	5.55%	76	6.55%	6.05%	87	7.10%	6.60%
67	6.10%	5.60%	77	6.60%	6.10%	88	7.15%	6.65%
68	6.15%	5.65%	78	6.65%	6.15%	89	7.20%	6.70%
69	6.20%	5.70%	79	6.70%	6.20%	90-95	7.25%	6.75%
			80	6.75%	6.25%			

\*The Maximum Reserve Amount is the lesser of (1) 3 times the annual AWA or (2) the current contract value.

\*\*The joint rate is based on the age of the younger covered person.

<sup>7</sup> SecurePay NH nursing home enhancement may not be available in all states and may not be available with new contracts in the future. To qualify for SecurePay NH, the customer must: Be confined to a qualified nursing care facility; be unable to perform two out of six specified Activities of Daily Living or be diagnosed with a severe cognitive impairment; have not been in a nursing home one year before and after purchasing an optional protected lifetime income benefit. Proof of continued qualification is required for each contract year in which this benefit is claimed.



# SecurePay Investor benefit

Maximize growth potential with the optional SecurePay Investor benefit.

<b>Highlights</b>	<ul style="list-style-type: none"> <li>• Full access to the investment lineup*</li> <li>• Annual step-ups lock in investment growth</li> <li>• Age-based withdrawal rates</li> <li>• Choose single or joint withdrawals when income starts</li> </ul>
<b>Issue ages</b>	55-85
<b>Annual costs</b>	At issue: 0.50% of benefit base (0.60% for RightTime)
<b>SecurePay Reserve feature<sup>†</sup></b>	Defer up to a cumulative total of three times (3x) your annual withdrawal amount for distribution later without penalty or impacting the benefit base. Included at no additional cost.
<b>SecurePay NH<sup>§</sup></b>	Provides higher withdrawal amounts for owners receiving qualifying nursing home care. Withdrawal percentages can increase, up to 10%, for 5 years as a result of a 90-day nursing home stay. Included at no additional cost.
<b>RightTime</b>	Flexibility to add an optional GLWB after contract issue for only 0.10%.

## SecurePay Investor withdrawal rates (Effective August 28, 2023)

WD age	Single WD rates	Joint <sup>†</sup> WD rates	WD age	Single WD rates	Joint <sup>†</sup> WD rates	WD age	Single WD rates	Joint <sup>†</sup> WD rates
59½-60	3.50%	3.00%	70	4.50%	4.00%	80	5.50%	5.00%
61	3.60%	3.10%	71	4.60%	4.10%	81	5.60%	5.10%
62	3.70%	3.20%	72	4.70%	4.20%	82	5.70%	5.20%
63	3.80%	3.30%	73	4.80%	4.30%	83	5.80%	5.30%
64	3.90%	3.40%	74	4.90%	4.40%	84	5.90%	5.40%
65	4.00%	3.50%	75	5.00%	4.50%	85	6.00%	5.50%
66	4.10%	3.60%	76	5.10%	4.60%	86	6.10%	5.60%
67	4.20%	3.70%	77	5.20%	4.70%	87	6.20%	5.70%
68	4.30%	3.80%	78	5.30%	4.80%	88	6.30%	5.80%
69	4.40%	3.90%	79	5.40%	4.90%	89	6.40%	5.90%
						90-95	6.50%	6.00%

<sup>†</sup> The joint rate is based on the age of the younger covered person.

\*Allocation of purchase payments or contract value to the fixed account is not permitted under the SecurePay Investor benefit.

<sup>†</sup>The Maximum Reserve Amount is the lesser of (1) 3 times the annual AWA or (2) the current contract value.

<sup>§</sup>SecurePay NH nursing home enhancement may not be available in all states and may not be available with new contracts in the future. To qualify for SecurePay NH, the customer must: Be confined to a qualified nursing care facility; be unable to perform two out of six specified Activities of Daily Living or be diagnosed with a severe cognitive impairment; have not been in a nursing home one year before and after purchasing an optional protected lifetime income benefit. Proof of continued qualification is required for each contract year in which this benefit is claimed.

## Adjust income as you see fit with the SecurePay Reserve feature

The SecurePay Reserve feature is included with both Protective Aspirations variable annuity optional protected lifetime income benefits — SecurePay Protector benefit and SecurePay Investor benefit.

### How the SecurePay Reserve feature works



Once your customer begins taking income\*, they may withdraw the full annual withdrawal amount from their contract each year, **or choose to take a smaller amount and utilize the SecurePay Reserve feature**, which allows them to rollover the difference into subsequent years.



**Customers can defer up to a maximum of three times their current annual withdrawal amount.** When they're ready to access their balance, they can withdraw up to the entire amount, plus the annual withdrawal amount available in the current year.



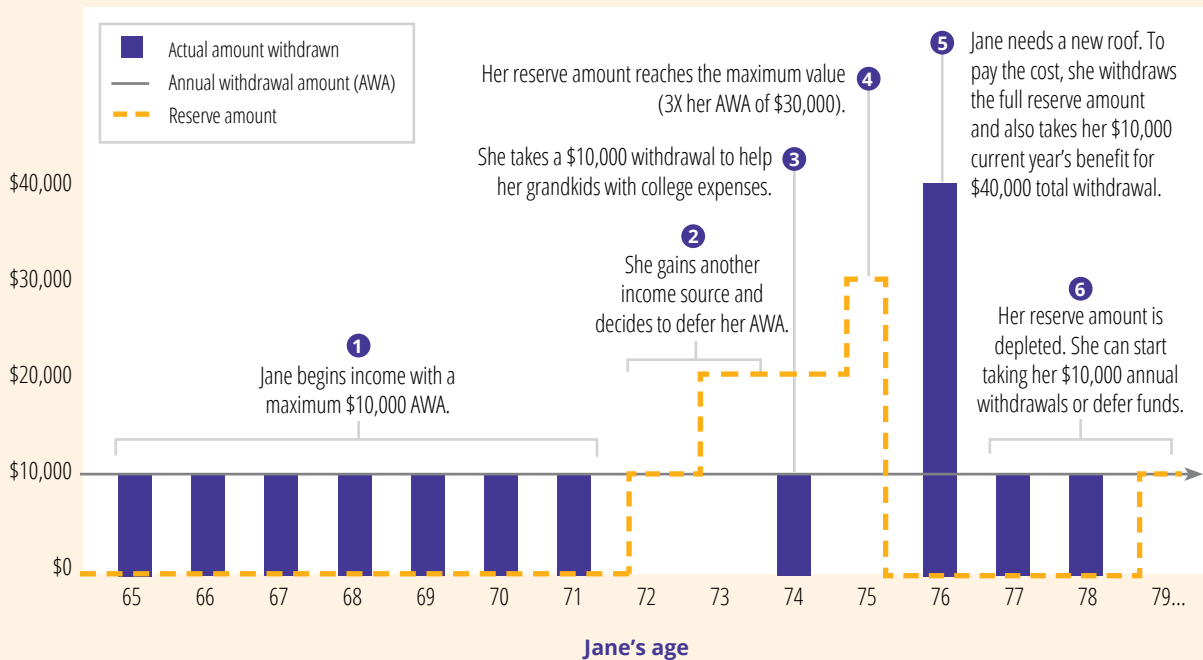
In the following year(s), **they can take all or a portion of their reserved amount until it is depleted.** Once depleted, they may again activate the SecurePay Reserve feature to continue to defer payments.

\*Applies to income benefit payments, not contract annuitization.



## See it in action

Jane, a 65-year-old female purchased a **Protective Aspirations variable annuity and elects an optional protected lifetime income benefit**. Here's how she used the **SecurePay Reserve feature** to support her income needs in retirement:



**This chart is hypothetical and for illustrative use only.** It is intended solely to demonstrate the SecurePay Reserve feature assuming a \$10,000 benefit. The chart is not intended to forecast, imply or guaranteed performance of any investment. Actual performance may vary.

## Built-in options to prepare for the unexpected

Available with both optional lifetime income benefits, Aspirations variable annuity also offers thoughtful, value-added features to help customers who need more flexibility.



### SecurePay NH<sup>9</sup>

In certain situations, customers can **increase their annual withdrawal percentage to a maximum of 10%** for up to five years if confined to a nursing home. It can provide another layer of protection if plans change.



### RightTime<sup>10</sup>

Customers can make their decision later for 0.10% more than if they added an optional guaranteed income benefit at issue. This way, they don't have to decide upfront — **they have the flexibility to an income option later.**

<sup>9</sup> SecurePay NH nursing home enhancement may not be available in all states and may not be available with new contracts in the future. To qualify for SecurePay NH, the customer must: be confined to a qualified nursing care facility; be unable to perform two out of six specified Activities of Daily Living or be diagnosed with a severe cognitive impairment; have not been in a nursing home one year before and after purchasing an optional protected lifetime income benefit. Proof of continued qualification is required for each contract year in which this benefit is claimed.

<sup>10</sup> Annual cost for RightTime feature is an additional 0.10%.

Your customers' retirement aspirations are worth protecting. Learn how Protective Aspirations variable annuity can help you build a customizable solution for maximizing your customers' guaranteed income, tax-deferred growth potential, and financial legacy.



Contact your Protective representative at 888-340-3428 for more information.



For Financial Professional Use Only. Not for Use With Consumers.



## protective.com

Protective refers to Protective Life Insurance Company (PLICO), Nashville, TN. Variable annuities are distributed by Investment Distributors, Inc. (IDI), a broker-dealer and the principal underwriter for registered products issued by PLICO. IDI is located in Birmingham, AL. Product guarantees are backed by the financial strength and claims-paying ability of PLICO.

Protective® is a registered trademark of PLICO. The Protective trademarks, logos and service marks are property of PLICO and are protected by copyright, trademark, and/or other proprietary rights and laws.

Protective Aspirations variable annuity is a flexible premium deferred variable and fixed annuity contract issued by PLICO in all states except New York under policy form series VDA-P-2006. SecurePay Investor benefits issued under rider form number VDA-P-6063. SecurePay Protector benefits issued under rider form number VDA-P-6061. SecurePay Nursing Home benefits issued under form number IPV-2159. Policy form numbers, product availability and product features may vary by state.

Variable annuities are long-term investments intended for retirement planning and involve market risk and the possible loss of principal. Investments in variable annuities are subject to fees and changes from the insurance company and the investment managers.

Withdrawals reduce the annuity's remaining death benefit, contract value, cash surrender value and future earnings. Withdrawals may be subject to income tax and, if taken prior to age 59½, an additional 10% IRS tax penalty may apply. More frequent withdrawals may reduce earnings more than annual withdrawals. During the withdrawal charge period, withdrawals in excess of the penalty-free amount may be subject to a withdrawal charge.

Neither Protective nor its representatives offer legal or tax advice. Purchasers should consult their attorney or tax advisor regarding their individual situation.

**Investors should carefully consider the investment objectives, risks, charges and expenses of a variable annuity, any optional protected lifetime income benefit, and the underlying investment options before investing. This and other information is contained in the prospectuses for a variable annuity and its underlying investment options. Investors should read the prospectuses carefully before investing. Prospectuses may be obtained by contacting PLICO at 800-456-6330.**

Not FDIC/NCUA Insured	Not Bank or Credit Union Guaranteed	Not a Deposit
Not Insured By Any Federal Government Agency		May Lose Value