



Investment options guide

# PROTECTIVE® ASPIRATIONS

## Variable annuity

Not FDIC/NCUA Insured	Not Bank or Credit Union Guaranteed	Not a Deposit
Not Insured By Any Federal Government Agency		May Lose Value

Protective refers to Protective Life Insurance Company.



## Protect your retirement goals with a tailored investment strategy

Focusing on long-term goals is important if you want to achieve all you aspire for in retirement. Stay more confident along the way with an investment strategy tailored to your growth objectives and how you want to reach them.

# Take the next step toward feeling more secure about your retirement goals

Use this guide to develop an investment strategy. A Protective® Aspirations variable annuity can help you:



Maximize tax-deferred growth opportunities



Build a diversified portfolio with or without a lifetime income benefit



Manage the impact of market volatility



Align to preferences and goals with a choice of approaches and high-quality investment options



## Strategic advantages of a variable annuity

With **Protective Aspirations variable annuity**, you can take advantage of two important benefits:

- Tax-deferred growth so your money works harder for a longer period of time
- Diverse investment options to help manage the impacts of volatility

Take a closer look to see how strategically investing with this variable annuity can help you feel more confident about reaching your goals.

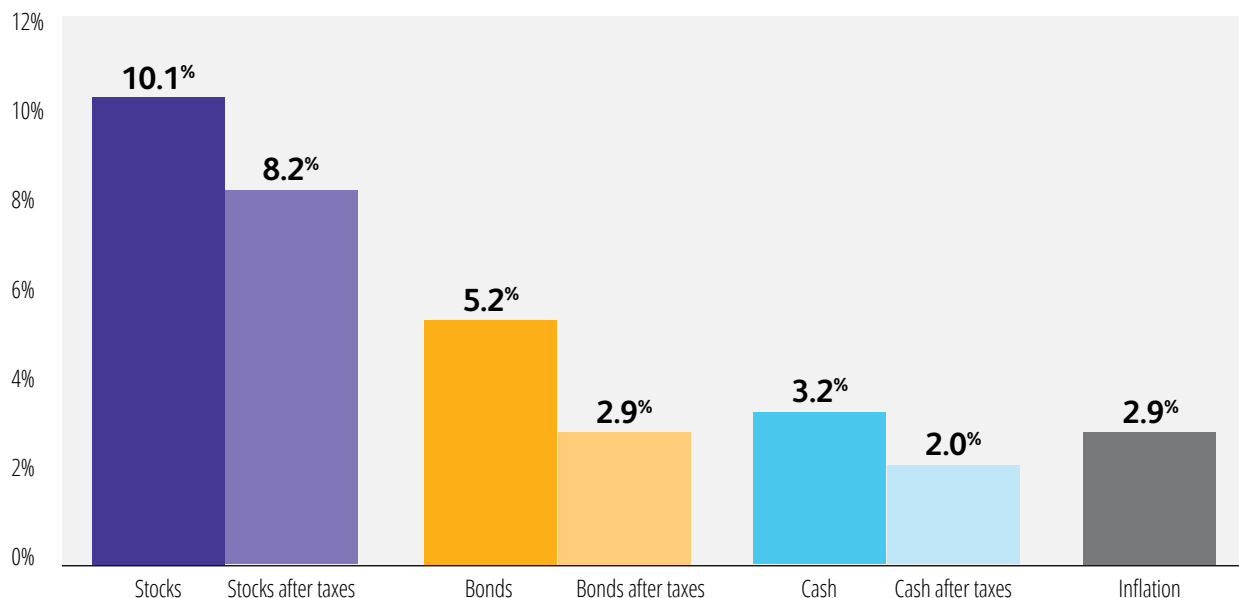
### How tax-deferral helps maximize growth

Intuitively, you know that taxes reduce the earnings you retain. Investing with a variable annuity can help you keep more of your money working for you until you need it. Here's how:

- There are no taxes on trades, transfers and portfolio rebalancing within a variable annuity.
- Earnings, dividends and interest are automatically reinvested and will continue to grow, tax-deferred, until you make a withdrawal.
- Efficient, compounded growth can also help you keep pace with inflation.

To further understand the benefit of a tax-deferred variable annuity, see how taxes limited the growth potential for other types of accounts in the scenario below.

#### See how taxes significantly reduce returns



Past performance is no guarantee of future results. This is for illustrative purposes only and not indicative of any investment. An investment cannot be made directly in an index. ©Morningstar 2023 and Precision Information, dba Financial Fitness Group 2023. All Rights Reserved. About the data: Federal income tax is calculated using the historical marginal and capital gains tax rates for a single taxpayer earning \$130,000 in 2020 dollars every year. This annual income is adjusted using the CPI in order to obtain the corresponding income level for each year. Income is taxed at the appropriate federal income tax rate as it occurs. When realized, capital gains are calculated assuming the appropriate capital gains rates. The holding period for capital gains tax calculation is assumed to be five years for stocks, while government bonds are held until replaced in the index. No state income taxes are included. Stocks are represented by the Ibbotson® Large Company Stock Index. Government bonds are represented by the 20-year U.S. government bond, cash by the 30-day U.S. Treasury bill, and inflation by the CPI. An investment cannot be made directly in an index. The data assumes reinvestment of income and does not account for transaction costs.

## How a diversified portfolio helps manage the impact of market volatility

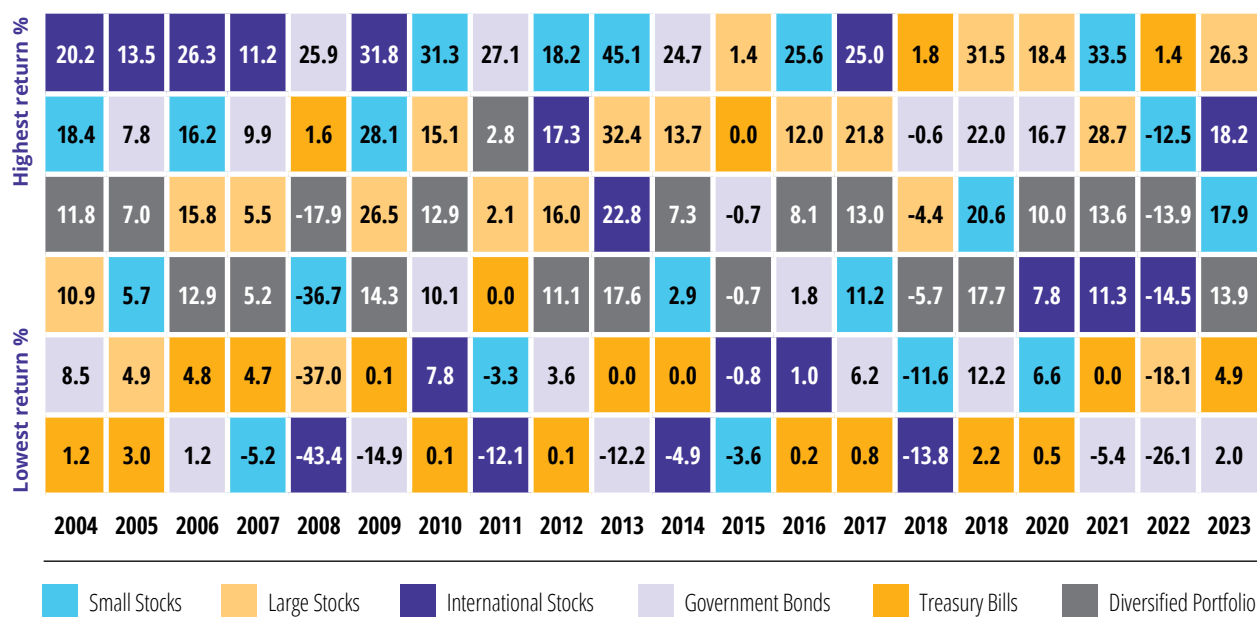
To help you diversify your strategy, a variable annuity offers investment options from a range of asset classes. This is important because it's impossible to predict which asset class will be the best or worst in any given year.

By investing a portion of a portfolio in different asset classes, volatility may be reduced. While it does not eliminate the risk of losses, this approach is designed to provide a cushion. This cushion addresses overall risk within your portfolio and minimizes the effect of any one single investment.

### See how asset category performance can change from year to year

Pick an asset category from the color-coded key. Then, follow the corresponding colored blocks to see how the category performed relative to other asset categories over time.

### Asset class winners and losers



Past performance is no guarantee of future results. This is for illustrative purposes only and not indicative of any investment. An investment cannot be made directly in an index. The diversified portfolio is equally weighted between small stocks, large stocks, long-term government bonds, Treasury bills, and international stocks (20% each). ©Morningstar 2023 and Precision Information, dba Financial Fitness Group 2023. All Rights Reserved. About the data: Small stocks are represented by the Ibbotson Small Company Stock Index. Large stocks are represented by the Ibbotson Large Company Stock Index, government bonds by the 20-year U.S. government bond, Treasury bills by the 30-day U.S. Treasury bill, and international stocks by the Morgan Stanley Capital International Europe, Australasia, and Far East (EAFE) Index. An investment cannot be made directly in an index. The data assumes reinvestment of all income and does not account for taxes or transaction costs. The diversified portfolio is equally weighted between small stocks, large stocks, long-term government bonds, Treasury bills, and international stocks (20% each).

## Invest your way

**Protective Aspirations variable annuity** is designed to help you create a tailored investment strategy with a diverse lineup of high-quality options.

### Why having a choice of investment approaches matters

Being able to select an approach based on your investment preferences can help you better align your variable annuity to the objectives of your overall retirement strategy. With a **Protective Aspirations variable annuity**, there are two ways for you to build a diversified portfolio. Your financial professional can help you decide which approach is right for you.



**Invest using a custom approach** with over 100 individual investment options spanning a range of asset classes.



**Invest using a turnkey approach** for a simplified diversification process using preallocated portfolios based on various levels of risk tolerance.

**Did you know?** Dollar cost averaging (DCA) is a strategy to invest set amounts at regular intervals over time — helping you manage investment timing risk. We offer competitive DCA rates to help your money grow while easing into the market. See our DCA rate sheet for current interest rates.

### How a strong fund manager lineup supports quality of investment options

You'll have access to a diverse lineup of quality funds from top investment managers with both the custom or turnkey approach. Each fund manager was chosen for their high level of professional credentials and experience.



**BlackRock**



# Select investment options based on your preferred approach

After you've decided on a custom or turnkey approach, it's time to make investment portfolio selections. To help, investment options are organized by approach, and consider any guidelines that are specific to one lifetime income option, the SecurePay Protector<sup>SM</sup> benefit.

## Investment options for a custom approach

**Protective Aspirations variable annuity** offers over 100 investment options from leading fund managers. We've organized the lineup by investment category to help you and your financial professional build a diversified portfolio aligned to your goals. Let's start with a review of the guidelines for contracts that include the SecurePay Protector benefit, then detail individual options by investment category.

### How to invest with the SecurePay Protector benefit

If you add the SecurePay Protector benefit, our Allocation by Investment Category (AIC) program allows you to build a customized portfolio to support the accumulation and income phases of your contract. Each investment option has been assigned to one of four AIC categories. With the SecurePay Protector benefit, you may allocate to any investment option across categories 1, 2 or 3, provided the minimum and maximum allocation requirements are followed.

### Allocation guidelines

AIC category*	Accumulation phase   Preparing for retirement		Income phase   Living in retirement	
	Minimum	Maximum	Minimum	Maximum
1 - Conservative	10%	100%	35%	100%
2 - Moderate	0%	90%	0%	65%
3 - Aggressive	0%	40%	0%	25%

\*AIC category 4 options are not available on contracts with the SecurePay Protector benefit.

### How to invest with the SecurePay Investor<sup>SM</sup> benefit or without a lifetime income benefit

The AIC guidelines do not apply if you choose the SecurePay Investor benefit or choose not to add an optional lifetime income benefit to your contract at issue. This means you may allocate to investment options across all four categories whether you're accumulating assets or taking income.

Investment option	AIC category
<b>Large Value</b>	
AB VPS Relative Value B	3
American Funds® IS - Washington Mutual Investors Fund (4)	3
Invesco V.I. Comstock Fund - Series II	3
Invesco V.I. Growth and Income Fund - Series II	3
Lord Abbett Series Fund Fundamental Equity Portfolio	3
<b>Large Blend</b>	
American Funds® IS - Growth-Income Fund (4)	3
ClearBridge Variable Dividend Strategy II	3
Fidelity® VIP Growth & Income Portfolio Service 2	3
Fidelity® VIP Index 500 Portfolio Service 2	3
Franklin Rising Dividends VIP 2	3
Lord Abbett Series Fund Dividend Growth Portfolio	3
MFS® VIT II Core Equity Svc	3
<b>Large Growth</b>	
AB VPS Large Cap Growth B	3
American Funds® IS - Growth Fund (4)	3
ClearBridge Variable Large Cap Growth II	3
Fidelity® VIP Contrafund Portfolio Service 2	3
Fidelity® VIP Growth Portfolio Service 2	3
Goldman Sachs VIT Strategic Growth Svc	3
Janus Henderson VIT Forty Svc	3
MFS® VIT Growth Svc	3
MFS® VIT II MA Investors Growth Stk Svc	3
T. Rowe Price Blue Chip Growth Port II	3
Franklin DynaTech VIP 2	4
Morgan Stanley VIF Growth II	4
T. Rowe Price All-Cap Opportunities Port I	4
<b>Mid-Cap Value</b>	
Columbia VP Select Mid Cap Value 2	4
Fidelity® VIP Value Strategies Portfolio Service 2	4
MFS® VIT III Mid Cap Value Svc	4



Investment option	AIC category
<b>Mid-Cap Blend</b>	
BlackRock Advantage SMID Cap V.I. Fd III	3
Fidelity® VIP Mid Cap Portfolio Service 2	3
Goldman Sachs VIT Mid Cap Value Svc	3
Invesco V.I. Main Street Mid Cap Fund - Series II	3
ClearBridge Variable Mid Cap II	4
<b>Mid-Cap Growth</b>	
Goldman Sachs VIT Mid Cap Growth Svc	3
Janus Henderson VIT Enterprise Svc	3
T. Rowe Price Mid-Cap Growth Port II	3
Franklin Small Mid Cap Growth VIP 2	4
Invesco V.I. Discovery Mid Cap Growth Fund - Series II	4
Lord Abbett Series Fund Growth Opportunities Portfolio	4
MFS® VIT Mid Cap Growth Svc	4
<b>Small Value</b>	
AB VPS Discovery Value B	4
Franklin Small Cap Value VIP 2	4
<b>Small Blend</b>	
Fidelity® VIP Disciplined Small Cap Portfolio Service 2	4
Goldman Sachs VIT Small Cap Equity Insights Svc	4
Invesco V.I. Main Street Small Cap Fund - Series II	4
Invesco V.I. Small Cap Equity Fund - Series II	4
MFS® VIT III Blended Research Small Cap Equity Svc	4
<b>Small Growth</b>	
AB VPS Small Cap Growth B	4
ClearBridge Variable Small Cap Growth II	4
MFS® VIT New Discovery Svc	4
<b>Foreign Large Blend</b>	
American Funds® IS - International Growth And Income Fund (4)	3
BlackRock International V.I. I	3
Janus Henderson VIT Overseas Svc	4
MFS® VIT II Research International Svc	4

Investment option	AIC category
<b>Foreign Large Growth</b>	
MFS® VIT II International Growth Svc	3
MFS® VIT II International Intrinsic Value Svc	3
American Funds® IS - International Fund (4)	4
Fidelity® VIP International Capital Appreciation Portfolio Service 2	4
<b>Diversified Emerging Mkts</b>	
American Funds® IS - New World Fund (4)	4
Fidelity® VIP Emerging Markets Portfolio Service 2	4
Templeton Developing Markets VIP 2	4
<b>Global Large-Stock Blend</b>	
American Funds® IS - Capital World Growth & Income Fund (4)	3
<b>Global Large-Stock Growth</b>	
American Funds® IS - Global Growth Fund (4)	3
Invesco V.I. Global Fund - Series II	4
Janus Henderson VIT Global Sustainable Equity Svc	4
<b>Global Small/Mid Stock</b>	
American Funds® IS - Global Small Cap Fund (4)	4
<b>Equity Energy</b>	
Fidelity® VIP Energy Portfolio Service 2	4
<b>Global Real Estate</b>	
Invesco V.I. Global Real Estate Fund - Series II	4
MFS® VIT III Global Real Estate Svc	4
<b>Health</b>	
Fidelity® VIP Health Care Portfolio Service 2	3
T. Rowe Price Health Sciences Port II	4
<b>Infrastructure</b>	
Morgan Stanley VIF Global Infrastructure II	4
<b>Technology</b>	
Columbia VP Seligman Global Tech 2	4
Fidelity® VIP Technology Portfolio Initial	4
Janus Henderson VIT Global Technology & Innovation Svc	4
<b>Utilities</b>	
MFS® VIT Utilities Svc	4

Investment option	AIC category
<b>Global Allocation</b>	
AB VPS Balanced Hedged Allocation B	2
American Funds® IS - Capital Income Builder® (4)	2
American Funds® IS - Global Balanced Fund (4)	2
BlackRock Global Allocation V.I. III	2
<b>Tactical Allocation</b>	
Goldman Sachs VIT Trend Driven Alloc Svc	2
Invesco V.I. Balanced-Risk Fund - Series II	2
Morgan Stanley VIF Global Strategist II	2
PIMCO VIT All Asset Adv	2
PIMCO VIT Global Diversified Alloc Adv	2
<b>Aggressive Allocation</b>	
Fidelity® VIP FundsManager® 85% Portfolio Service 2	3
Protective Life Dynamic Allc Ser Growth	3
<b>Moderately Aggressive Allocation</b>	
Fidelity® VIP Asset Manager Growth Portfolio Service 2	2
Fidelity® VIP FundsManager® 70% Portfolio Service 2	4
<b>Moderate Allocation</b>	
American Funds® IS - Asset Allocation Fund (4)	2
BlackRock 60/40 Target Allc ETF VI III	2
Columbia VP Balanced 2	2
Fidelity® VIP Asset Manager Portfolio Service 2	2
Fidelity® VIP Balanced Portfolio Service 2	2
Fidelity® VIP Target Volatility Portfolio Service 2	2
Janus Henderson VIT Balanced Svc	2
Protective Life Dynamic Allc Ser Moderate	2
T. Rowe Price Moderate Allocation I	2
Invesco V.I. Equity and Income Fund - Series II	3
MFS® VIT Total Return Svc	3
<b>Moderately Conservative Allocation</b>	
Franklin Income VIP 2	2
Protective Life Dynamic Allc Ser Conservative	2
<b>Conservative Allocation</b>	
Fidelity® VIP FundsManager® 20% Portfolio Service 2	1

Continued on next page

Investment option	AIC category
<b>Global Bond</b>	
Templeton Global Bond VIP 2	2
<b>High Yield Bond</b>	
Fidelity® VIP High Income Portfolio Service 2	2
PIMCO VIT High Yield Adv	2
<b>Multisector Bond</b>	
Fidelity® VIP Strategic Income Portfolio Service 2	2
Lord Abbett Series Fund Bond-Debenture Portfolio	2
PIMCO VIT Income Advisor	2
<b>Nontraditional Bond</b>	
Columbia VP Strategic Income 2	2
<b>Inflation-Protected Bond</b>	
PIMCO VIT Real Return Adv	1
<b>Intermediate Core-Plus Bond</b>	
Columbia VP Intermediate Bond 2	1
PIMCO VIT Total Return Adv	1
Western Asset Core Plus VIT II	1
<b>Intermediate Core Bond</b>	
American Funds® IS - The Bond Fund of America Fund (4)	1
Fidelity® VIP Bond Index Portfolio Service 2	1
Fidelity® VIP Investment Grade Bond Portfolio Service 2	1
Goldman Sachs VIT Core Fixed Income Svc	1
<b>Long Government</b>	
PIMCO VIT Long-Term US Govt Adv	2
<b>Intermediate Government</b>	
American Funds® IS - US Government Securities Fund (4)	1
Invesco V.I. Government Securities Fund - Series II	1
<b>Short-Term Bond</b>	
Columbia VP Limited Duration Credit 2	1
Lord Abbett Series Fund Short Duration Income Portfolio	1
PIMCO VIT Low Duration Adv	1
<b>Ultrashort Bond</b>	
PIMCO VIT Short-Term Adv	1
<b>Money Market - Taxable</b>	
Invesco V.I. U.S Government Money Portfolio - Series I	1

## Investment options for a turnkey approach

For a simplified allocation strategy, you have access to three types of preselected allocation portfolios. Each series of portfolios offers a distinct approach and range of allocation targets to work with your risk preferences. If you've added the SecurePay Protector benefit to your contract, investment guidelines may apply based on whether you are accumulating assets or taking income.

### Protective Allocation Portfolios

The Protective Allocation Portfolios are designed to provide diversification across asset classes and fund managers. The portfolios have varying levels of equity exposure to align with your investment objectives. These portfolios are static allocations consisting of available investment options and are not actively managed. Your portfolio will be rebalanced to the target allocation at the frequency you select on your application (annually, semi-annually or quarterly).

		Growth Focus	Moderate Growth	Balanced Toward Growth	Balanced Growth & Income	Balanced Toward Income	Moderate Income	Income Focus
Target allocation	Equity	80%	70%	60%	50%	40%	30%	20%
	Fixed income	20%	30%	40%	50%	60%	70%	80%
AB VPS Large Cap Growth B		10%	5%	5%	5%	5%	5%	5%
American Funds IS® Global Growth (4)		15%	5%	10%	10%	5%	5%	
American Funds IS® Growth (4)		5%	5%	5%	5%	5%		
American Funds IS® The Bond Fd of Amer (4)						5%	5%	5%
BlackRock Global Allocation V.I. III			5%	5%	5%	5%	5%	
Columbia VP Strategic Income 2			5%	5%	10%	15%	20%	20%
Fidelity® VIP Balanced Service 2		10%	5%	5%	5%	5%	5%	
Fidelity® VIP Investment Grade Bd Svc 2			5%	5%	10%	10%	10%	10%
Franklin Income VIP 2		5%	5%	5%	5%	5%	5%	10%
Franklin Rising Dividends VIP 2		10%	10%	10%	10%	10%	10%	10%
Franklin Small Cap Value VIP 2		5%	5%					
Invesco V.I. Main Street Small Cap II		5%	5%					
Janus Henderson VIT Balanced Svc		5%	5%	15%	15%	5%		
Janus Henderson VIT Forty Svc		5%	5%	5%				
Janus Henderson VIT Glb Tech&Innvt Svc		5%	5%	5%				
Janus Henderson VIT Overseas Svc		5%	5%					
Lord Abbett Series Bond-Debenture VC		10%	10%	10%	10%	10%	15%	15%
PIMCO VIT Short-Term Adv				5%	5%	10%	10%	15%
PIMCO VIT Total Return Adv							5%	10%
T. Rowe Price Blue Chip Growth Port II		5%	5%					
T. Rowe Price Health Sciences Port II			5%	5%	5%	5%		
<b>Total</b>		<b>100%</b>	<b>100%</b>	<b>100%</b>	<b>100%</b>	<b>100%</b>	<b>100%</b>	<b>100%</b>

Available with SecurePay Protector benefit during ACCUMULATION PHASE

Available with SecurePay Protector benefit during INCOME PHASE

Available with SecurePay Investor benefit

## American Funds Insurance Series® Allocation Portfolios

Protective Aspirations variable annuity offers preselected allocation options from the American Funds Insurance Series. Each option blends individual funds within American Funds that can help meet your retirement goals. These portfolios are static allocations and are not actively managed. Your portfolio will be rebalanced to the target allocation at the frequency you select on your application (annually, semi-annually or quarterly).

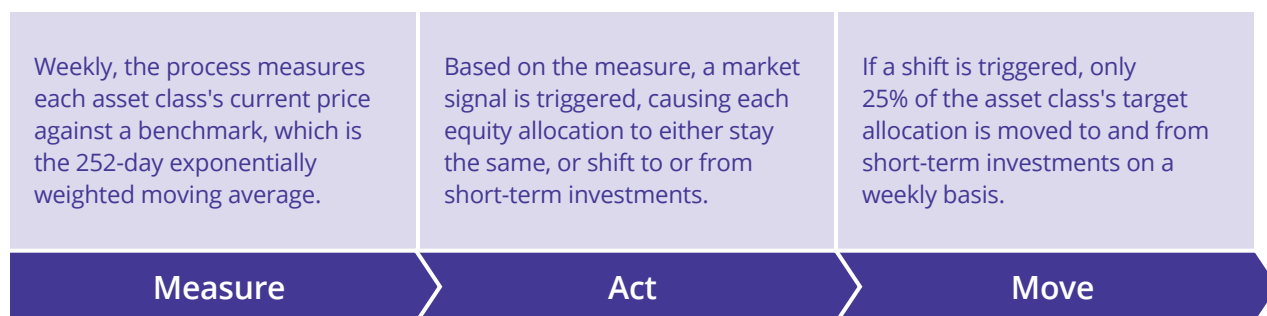
		Equity Focus	Global Growth	Growth	Global Growth & Income	Growth & Income	Global Balanced Growth & Income	Balanced Growth & Income	Conservative
		●	●●	●●	●●●	●●●	●●●	●●●	●●●
Target allocation	Equity	90%	80%	80%	60%	60%	50%	50%	40%
	Fixed income	10%	20%	20%	40%	40%	50%	50%	60%
American Funds® IS Asset Allocation Fund (4)		20%			25%	25%	25%	25%	10%
American Funds® IS Capital World Growth & Income Fund (4)		20%	15%		20%		20%		
American Funds® IS Global Growth Fund (4)		20%	25%	20%	25%		15%		15%
American Funds® IS Growth Fund (4)		15%		25%		25%		15%	
American Funds® IS Growth-Income Fund (4)		25%	20%	25%		20%		20%	20%
American Funds® IS International Fund (4)			20%						
American Funds® IS The Bond Fund of America Fund (4)			20%	20%	25%	25%	25%	25%	40%
American Funds® IS US Government Securities Fund (4)					5%	5%	15%	15%	15%
American Funds® IS Washington Mutual Investors Fund (4)				10%					
<b>Total</b>		<b>100%</b>	<b>100%</b>	<b>100%</b>	<b>100%</b>	<b>100%</b>	<b>100%</b>	<b>100%</b>	<b>100%</b>

- Available with SecurePay Protector benefit during ACCUMULATION PHASE
- Available with SecurePay Protector benefit during INCOME PHASE
- Available with SecurePay Investor benefit

## Protective Life Dynamic Allocation Series Portfolios

Managed by Janus Henderson and sold exclusively by Protective, the Protective Life Dynamic Allocation Series portfolios follow a rules-based process. This intuitive process looks to shift equity allocations to and from short-term investments weekly based on market signals. The ultimate goal is to help you grow assets over time while mitigating downside risk.

### How the portfolios work



For more complete information, please see the prospectus for the Protective Life Dynamic Allocation Series.

### Portfolio target allocations

		Growth	Moderate	Conservative
		●	● ●	● ● ●
Target allocation	Equity	<b>100%</b>	<b>65%</b>	<b>50%</b>
	Fixed income	<b>0%</b>	<b>35%</b>	<b>50%</b>
<b>U.S. Large Cap Equity</b>		40%	26%	20%
<b>U.S. Small Cap Equity</b>		15%	9.75%	7.5%
<b>U.S. High Growth Equity</b>		15%	9.75%	7.5%
<b>U.K. Equity</b>		10%	6.5%	5%
<b>European Equity</b>		10%	6.5%	5%
<b>Japan Equity</b>		5%	3.25%	2.5%
<b>Asian Equity (excluding Japan)</b>		5%	3.25%	2.5%
<b>Fixed Income</b>		0%	35%	50%
<b>Total</b>		<b>100%</b>	<b>100%</b>	<b>100%</b>

- Available with SecurePay Protector benefit during ACCUMULATION PHASE
- Available with SecurePay Protector benefit during INCOME PHASE
- Available with SecurePay Investor benefit



# Put your retirement aspirations within reach.

Together with your financial professional, build a growth strategy that helps protect your investment preferences and goals with a **Protective Aspirations variable annuity**.

[protective.com](http://protective.com)

The costs for the SecurePay Protector benefit are deducted from your contract value monthly as a percentage of your benefit base. All costs are described in detail in the prospectus, which also provides examples of how the charges are applied and outlines certain requirements and restrictions that may affect the underlying annuity contract features. For tax purposes, protected lifetime income benefit withdrawals are usually assumed to be a withdrawal of earnings first. The full amount of withdrawals related to earnings is subject to ordinary income tax.

The investment objectives and policies of the underlying investment options may contain different investments than similarly named mutual funds offered by the investment managers. Investment results will differ and may be higher or lower than the investment results of such other funds. An investment in any of the variable annuity investment options is subject to market risk and loss of principal.

Please refer to the underlying fund prospectus for more information regarding risks associated with the portfolios available within your variable annuity. Portfolios that invest in high-yield securities are subject to greater credit risk and price fluctuation than portfolios that include higher quality securities. Stocks of small or mid cap companies have less liquidity than those of larger, established companies and are subject to greater price volatility and risk than the overall stock market. Emerging market stocks and foreign portfolios involve risks and opportunities not associated with investing domestically, such as currency fluctuation, political risk and differences in financial reporting. Money Market and U.S. Government Securities portfolios are not insured or guaranteed by the Federal Deposit Insurance Corporation, U.S. government or any other governmental agency. Bonds, if held to maturity, provide a fixed rate of return and a fixed principal value. Bond funds fluctuate and shares, when redeemed, may be worth more or less than their original cost.

These portfolios consist of an allocation of funds for investors to consider and are not intended to be investment recommendations. The portfolios are hypothetical asset allocations designed for individuals with different time horizons and risk profiles. Allocations may not achieve investment objectives. Please talk to your financial professional for information on other investment alternatives that may be available to you. In making investment decisions, investors should consider their other assets, income, and investments.

Investing outside the United States involves risks such as currency fluctuations, periods of illiquidity and price volatility. These risks may be heightened in connection with investments in developing countries. Small-company stocks entail additional risks, and they can fluctuate in price more than larger company stocks. The return of principal for bond portfolios and for portfolios with significant underlying bond holdings is not guaranteed. Investments are subject to the same interest rate, inflation and credits risks associated with the underlying bond holdings. Lower rated bonds are subject to greater fluctuations in value and risk of loss of income and principal than higher rated bonds. Fund shares of U.S. Government/AAA-Rated Securities Fund are not guaranteed by the U.S. government.

All Capital Group trademarks mentioned are owned by The Capital Group Companies, Inc., an affiliated company or fund.

Protective Life Dynamic Allocation Series distributed by Janus Distributors LLC. Performance of the Protective Life Dynamic Allocation Series portfolios depends on that of the underlying funds. They are subject to risk with respect to the aggregation of holdings of underlying funds which may result in increased volatility as a result of indirectly having concentrated assets in a particular industry, geographical sector, or single company. No assurance can be given that the Protective Life Dynamic Allocation Series portfolios' investment strategy will be successful under all or any market conditions. Janus Capital does not have prior experience using the proprietary methodology co-developed by Janus Capital and Protective Life Insurance Company. Although it is designed to achieve the portfolios' investment objective, there is no guarantee that it will achieve the desired results.

Protective refers to Protective Life Insurance Company (PLICO), Nashville, TN. Variable annuities are distributed by Investment Distributors, Inc. (IDI), a broker-dealer and the principal underwriter for registered products issued by PLICO IDI is located in Birmingham, AL. Product guarantees are subject to the financial strength and claims-paying ability of PLICO.

Protective® is a registered trademark of PLICO. The Protective trademarks, logos and service marks are property of PLICO and are protected by copyright, trademark, and/or other proprietary rights and laws.

Variable annuities are long-term investments intended for retirement planning and involve market risk and the possible loss of principal. Investments in variable annuities are subject to fees and charges from the insurance company and the investment managers.

Protective does not recommend or endorse any particular investment option and does not provide investment advice. Neither Protective nor its representatives offer legal or tax advice. Purchasers should consult their attorney or tax advisor regarding their individual situation.

Withdrawals reduce the annuity's remaining death benefit, contract value, cash surrender value and future earnings. Withdrawals may be subject to income tax and, if taken prior to age 59½, an additional 10% IRS tax penalty may apply. More frequent withdrawals may reduce earnings more than annual withdrawals. During the withdrawal charge period, withdrawals in excess of the penalty-free amount may be subject to a withdrawal charge.

Protective Aspirations variable annuity is a flexible premium deferred variable and fixed annuity contract issued by PLICO in all states except New York under policy form series VDA-P-2006. SecurePay Investor benefits issued under rider form number VDA-P-6063. SecurePay Protector benefits issued under rider form number VDA-P-6061. Policy form numbers, product availability and product features may vary by state.

**Investors should carefully consider the investment objectives, risks, charges and expenses of a variable annuity, any optional protected lifetime income benefit, and the underlying investment options before investing. This and other information is contained in the prospectuses for a variable annuity and its underlying investment options. Investors should read the prospectuses carefully before investing. Prospectuses may be obtained by contacting Protective at 800-456-6330.**

Not FDIC/NCUA Insured	Not Bank or Credit Union Guaranteed	Not a Deposit
Not Insured By Any Federal Government Agency		May Lose Value