



Protective® Aspirations NY variable annuity

SECUREPAY PROTECTORSM

Protected lifetime income benefit

7%
compounding
roll-up rate
see details inside

| | | |
|--|-------------------------------------|----------------|
| Not FDIC/NCUA Insured | Not Bank or Credit Union Guaranteed | Not a Deposit |
| Not Insured By Any Federal Government Agency | | May Lose Value |

Protective refers to Protective Life and Annuity Insurance Company.



Prepare for retirement with more confidence

You need solutions that protect your unique retirement aspirations — to secure the lifestyle you've planned and protect what you've earned. You also want to prepare for uncertainties that may be ahead.

Having a source of guaranteed lifetime income can help you feel more confident on your retirement journey. When added to a Protective® Aspirations NY variable annuity, the SecurePay ProtectorSM benefit maximizes and protects a portion of your retirement income, while helping your plan adapt as life changes.

Ensure the strength of your retirement income strategy

As you reflect on your retirement goals, consider how you'll prepare your income strategy for these challenges.

Market volatility

Protecting your income in any market condition

A dramatic market drop early in retirement could deplete your income earlier than planned. But missing an upswing could diminish your growth potential.

Longevity

Ensuring your income lasts through retirement

A retirement that's even five years longer than expected could lead to a nearly \$300,000 income gap.¹

Unexpected changes

Adjusting your income if your planned retirement age shifts

Over half of retirees report retiring earlier than planned — and often not by choice.²

Maximize and protect retirement income with the SecurePay Protector benefit

With the right solutions, you can prepare your income strategy for potential challenges — and feel more secure knowing you won't outlive your assets.

Adding the SecurePay Protector benefit to Protective Aspirations NY variable annuity creates a source of lifetime income with guaranteed growth and flexible features. This means you can:

- Better withstand market volatility in your overall portfolio since your income strategy is less susceptible to downswings
- Look forward to the possibility of a 30-plus-year retirement
- Adjust your strategy if your plans change — like if you retire earlier or later than expected or experience a health event

¹ Bureau of Labor Statistics, Consumer Expenditure Survey 2022.

² LIMRA. Secure Retirement Institute. The Retail Retirement Reference Guide - Fifth Edition. 2021

Explore the SecurePay Protector benefit

Discover how the SecurePay Protector benefit can help maximize and protect your retirement income as part of your overall strategy. Learn about:

- **How the SecurePay Protector benefit works** to support your goals as you prepare for and live in retirement
- **Built-in features and benefits** to prepare for life's changes
- **Investing with the SecurePay Protector benefit** through custom and turnkey approaches

SecurePay Protector benefit highlights

Issue ages: 55-85 | **Cost:** 1.5% (1.6% RightTime)¹



Guaranteed benefit base growth

through a 7% compounding rollup to the benefit base during the accumulation phase.²



Guaranteed income

determined by your benefit base and an age-based withdrawal rate.



Lock in market gains

and increase your benefit base with annual step-ups.³ Future 7% compounding rollups are based on the new stepped-up value.



Defer up to 3x your annual withdrawal amount

to use however you see fit with the SecurePay ReserveSM feature.⁴



Freedom to tailor your portfolio

using a custom approach or choose from a turnkey allocation portfolio, with investment option guidelines for each phase.

¹ The costs for the SecurePay Protector benefit are deducted from your Contract Value monthly as a percentage of your benefit base. All costs are described in detail in the prospectus, which also provides examples of how the charges are applied and outlines certain requirements and restrictions that may affect the underlying annuity contract features. For tax purposes, lifetime income benefit withdrawals are usually assumed to be a withdrawal of earnings first. The full amount of withdrawals related to earnings is subject to ordinary income tax.

² If on a contract anniversary, the Contract Value is less than 50% of the current benefit base, the 7% compounding roll-up rate will be suspended during that contract year, and the benefit base will remain unchanged.

³ Benefit base lock-in opportunities occur annually on contract anniversary until age 95.

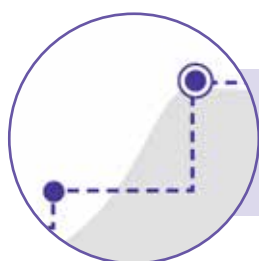
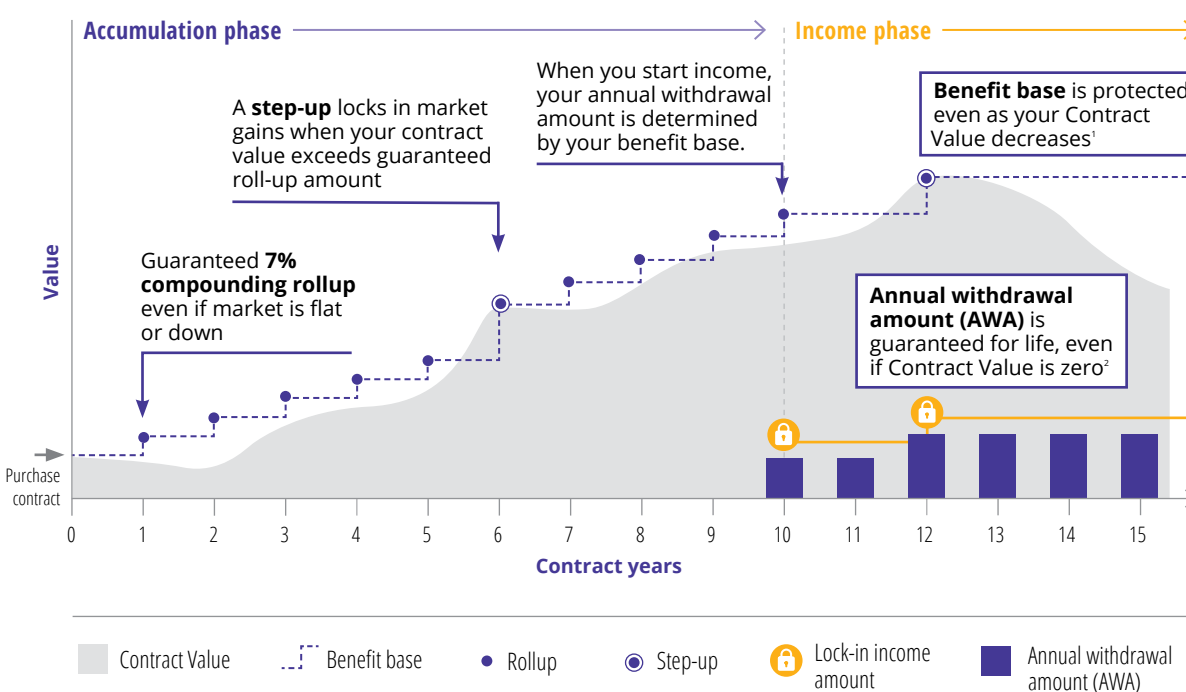
⁴ The maximum reserve amount is the lesser of (1) 3 times the annual withdrawal amount or (2) the current Contract Value.

How the SecurePay Protector benefit works

As you prepare for retirement, your focus is likely on accumulating assets. Once you are living in retirement, this focus may change to sustaining your retirement lifestyle. The SecurePay Protector benefit works to support your needs at every phase of your retirement journey.

See how it could work for you

Similar to other investment accounts you may have, your Protective Aspirations NY variable annuity Contract Value is based on the performance of investments you select. When you add the SecurePay Protector benefit, a protected benefit base determines your annual withdrawal amount once you decide to take income. Roll-up and step-up features help grow your benefit base.



Guaranteed 7% rollups compound with annual benefit base step-ups to maximize your future income potential.

This chart is hypothetical and intended solely to demonstrate the features of the SecurePay Protector benefit. It is not indicative of the performance of any sub-accounts, does not reflect any actual account values nor reflects all fees associated with Protective Aspirations NY variable annuity. It assumes the SecurePay Protector benefit is selected at issue with an initial investment in the variable annuity and no subsequent investments or non-benefit withdrawals. The adjustment made for each withdrawal is the amount that reduces the benefit base at the time of the withdrawal in the same proportion that the amount withdrawn, including any associated surrender charges, reduces the Contract Value. Chart is not to scale.

¹ Excess withdrawals (amounts exceeding AWA and any reserve amount) reduce benefit base and are subject to applicable surrender charges.

² If your Contract Value is reduced to zero due to benefit withdrawals, your contract will be annuitized and you will begin receiving monthly income payments in an amount equal to your last annual withdrawal amount divided by 12.

Lock in more income every year with guaranteed age-based withdrawal rates

Once you begin taking income, your annual withdrawal amount is determined by:

- The amount of your benefit base
- A guaranteed withdrawal rate, based on your age at benefit election
- Whether you choose to take withdrawals on a single or joint life basis

$$\begin{array}{ccc} \text{Benefit base value} & \times & \text{Guaranteed withdrawal rate} \\ \hline = & & \text{Annual withdrawal amount} \end{array}$$

See what your guaranteed annual withdrawal rate could be

The SecurePay Protector benefit offers age-based withdrawal rates. This personalized approach ensures you have a higher withdrawal rate — and higher guaranteed income — for every year you delay income, up to age 90.





Guaranteed lifetime withdrawal rates for the SecurePay Protector benefit

| Withdrawal age | Single | Joint | Withdrawal age | Single | Joint |
|----------------|--------|-------|----------------|--------|-------|
| 59½-60 | 3.80% | 3.30% | 78 | 5.95% | 5.40% |
| 61 | 3.85% | 3.35% | 79 | 6.25% | 5.55% |
| 62 | 3.90% | 3.40% | 80 | 6.40% | 5.80% |
| 63 | 3.95% | 3.45% | 81 | 6.70% | 6.10% |
| 64 | 4.00% | 3.50% | 82 | 7.05% | 6.40% |
| 65 | 4.05% | 3.60% | 83 | 7.10% | 6.60% |
| 66 | 4.15% | 3.70% | 84 | 7.15% | 6.65% |
| 67 | 4.25% | 3.75% | 85 | 7.20% | 6.70% |
| 68 | 4.35% | 3.85% | 86 | 7.37% | 6.87% |
| 69 | 4.45% | 3.95% | 87 | 7.76% | 7.16% |
| 70 | 4.60% | 4.05% | 88 | 7.81% | 7.26% |
| 71 | 4.75% | 4.20% | 89 | 7.87% | 7.32% |
| 72 | 4.90% | 4.30% | 90 | 8.07% | 7.51% |
| 73 | 5.05% | 4.45% | 91 | 8.26% | 7.70% |
| 74 | 5.25% | 4.60% | 92 | 8.70% | 8.02% |
| 75 | 5.30% | 4.75% | 93 | 8.75% | 8.14% |
| 76 | 5.50% | 4.95% | 94 | 8.82% | 8.20% |
| 77 | 5.75% | 5.15% | 95 | 9.20% | 8.57% |

SecurePay Protector rates are as of January 27, 2025. These rates are available in New York only.

Built-in features and benefits to prepare for life's changes

A 30-plus-year retirement could be in your future, so you need a lifetime income benefit that can adapt as your life changes. The SecurePay Protector benefit offers flexible features to help you adjust your plans.

| Prepare for: | How the SecurePay Protector benefit can help |
|---|--|
| Timing your lifetime income benefit decision |  You can purchase a lifetime income benefit up front, or RightTime allows you to add it after contract issue. ¹ |
| Retiring at a different age than planned |  Your lifetime withdrawal rate increases each year you defer income — based on your age — and locks in when you start taking income. |
| A change in your marital status |  You can wait to decide on single or joint withdrawals until you start taking income. |
| Strategic income planning, such as managing taxes and saving for expenses |  The SecurePay Reserve feature allows you to defer up to 3x your annual withdrawal amount to use when and how you see fit. ² |

¹ RightTime fee is an additional 0.1%.

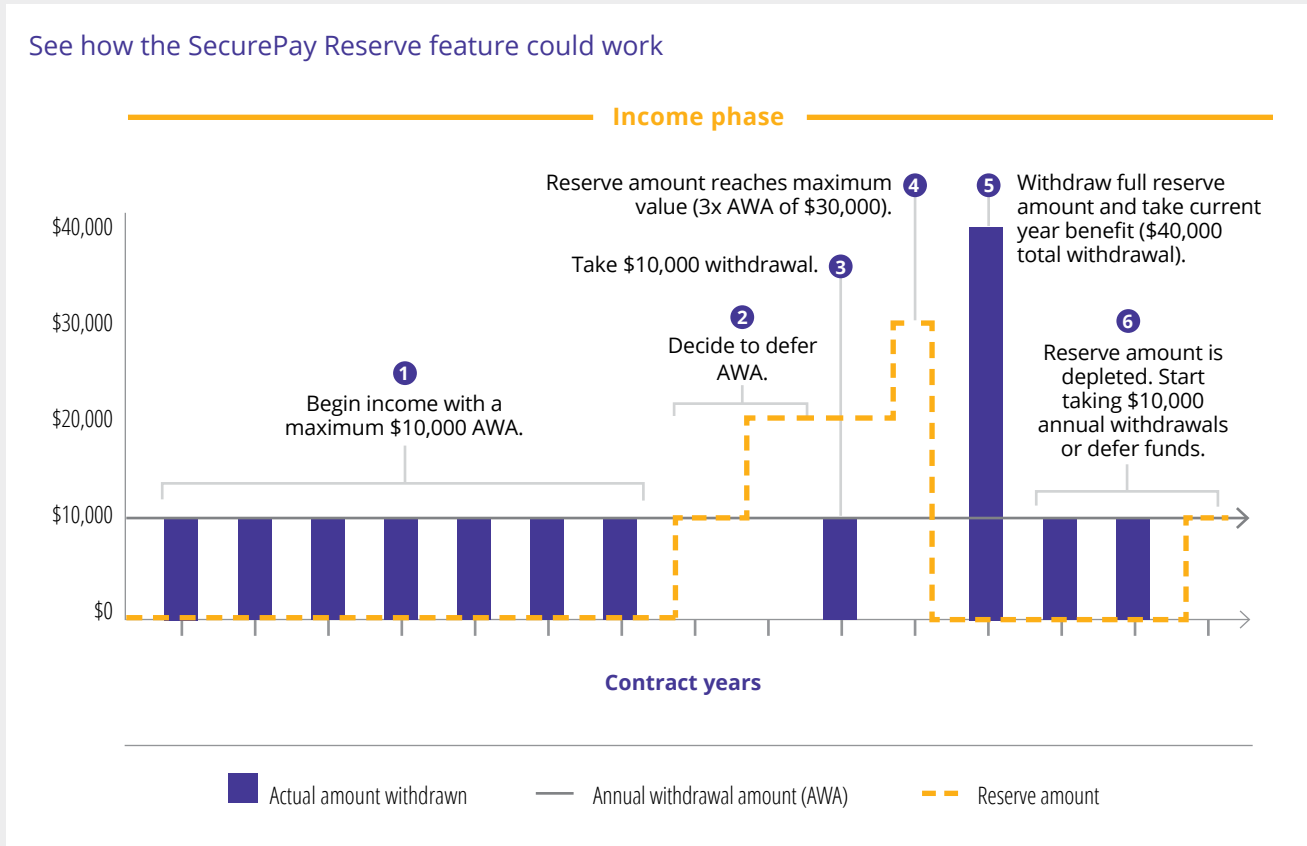
² The maximum reserve amount is the lesser of (1) 3x the annual withdrawal amount (2) the current Contract Value.

The costs for the SecurePay Protector benefit are deducted from your Contract Value monthly as a percentage of your benefit base. All costs are described in detail in the prospectus, which also provides examples of how the charges are applied and outlines certain requirements and restrictions that may affect the underlying annuity contract features. For tax purposes, lifetime income benefit withdrawals are usually assumed to be a withdrawal of earnings first. The full amount of withdrawals related to earnings is subject to ordinary income tax.

Adjust income as needed with the SecurePay Reserve feature

You may be using your variable annuity to strategically plan your retirement income, like managing taxes or saving for future expenses. Included with SecurePay Protector benefit, this additional feature allows you to defer up to three times your annual withdrawal amount. That means you can take lower withdrawal amounts and save the difference for the future — with no restrictions on when and how you use your deferred income.

See how the SecurePay Reserve feature could work



This chart is hypothetical and for illustrative use only. It is intended solely to demonstrate the SecurePay Reserve feature assuming a \$10,000 benefit. The chart is not intended to forecast, imply or guaranteed performance of any investment. Actual performance may vary. Chart is not to scale.



Invest with the SecurePay Protector benefit

A tailored investment strategy is key to growing your retirement assets with Protective Aspirations NY variable annuity and the SecurePay Protector benefit. See how a choice of approaches and strong investment options support your goals throughout your retirement journey.

How investment options and guidelines support your retirement strategy

With the SecurePay Protector benefit, our investment guidelines are designed to fit the phase of retirement you're in.



Select the approach that best meets your needs

Work with your financial professional to tailor an investment approach with Protective Aspirations NY variable annuity and the SecurePay Protector benefit.



Build a customized portfolio by following Allocation by Investment Category (AIC) guidelines



Choose from these turnkey allocation portfolios to simplify your approach:

- Protective Allocation Portfolios
- American Funds Insurance Series® Allocation Portfolios
- Protective Dynamic Allocation Series Portfolios

Customized approach with Allocation by Investment Category (AIC)

You can build a diversified portfolio with the SecurePay Protector benefit by following the AIC guidelines in each phase of your contract (accumulation and income). Each investment option has been assigned to a category based on risk. You may allocate to any investment option in the following categories, provided you follow the minimum and maximum allocation requirements.

Allocation guidelines

| AIC | Accumulation phase Preparing for retirement | | Income phase Living in retirement | |
|------------------|---|---------|-------------------------------------|---------|
| | Minimum | Maximum | Minimum | Maximum |
| 1 – Conservative | 10% | 100% | 35% | 100% |
| 2 – Moderate | 0% | 90% | 0% | 65% |
| 3 – Aggressive | 0% | 40% | 0% | 25% |

| Category 1 | |
|--|-----------------------------------|
| Investment option | Morningstar category ¹ |
| American Funds® IS - The Bond Fund of America Fund (4) | Intermediate Core Bond |
| American Funds® IS - US Government Securities Fund (4) | Intermediate Government |
| Columbia VP Intermediate Bond 2 | Intermediate Core-Plus Bond |
| Columbia VP Limited Duration Credit 2 | Short-Term Bond |
| Fidelity® VIP Bond Index Portfolio Service 2 | Intermediate Core Bond |
| Fidelity® VIP FundsManager® 20% Portfolio Service 2 | Conservative Allocation |
| Fidelity® VIP Investment Grade Bond Portfolio Service 2 | Intermediate Core Bond |
| Goldman Sachs VIT Core Fixed Income Svc | Intermediate Core Bond |
| Invesco V.I. Government Securities Fund - Series II | Intermediate Government |
| Invesco V.I. U.S Government Money Portfolio - Series I | Money Market - Taxable |
| Lord Abbett Series Fund Short Duration Income Portfolio | Short-Term Bond |
| PIMCO VIT Low Duration Adv | Short-Term Bond |
| PIMCO VIT Real Return Adv | Inflation-Protected Bond |
| PIMCO VIT Short-Term Adv | Ultrashort Bond |
| PIMCO VIT Total Return Adv | Intermediate Core-Plus Bond |
| Western Asset Core Plus VIT II | Intermediate Core-Plus Bond |

| Category 2 | |
|---|------------------------------------|
| Investment option | Morningstar category ¹ |
| AB VPS Balanced Hedged Allocation B | Global Allocation |
| American Funds® IS - Asset Allocation Fund (4) | Moderate Allocation |
| American Funds® IS - Capital Income Builder® (4) | Global Allocation |
| American Funds® IS - Global Balanced Fund (4) | Global Allocation |
| BlackRock 60/40 Target Allc ETF VI III | Moderate Allocation |
| BlackRock Global Allocation V.I. III | Global Allocation |
| Columbia VP Balanced 2 | Moderate Allocation |
| Columbia VP Strategic Income 2 | Nontraditional Bond |
| Fidelity® VIP Asset Manager Growth Portfolio Service 2 | Moderately Aggressive Allocation |
| Fidelity® VIP Asset Manager Portfolio Service 2 | Moderate Allocation |
| Fidelity® VIP Balanced Portfolio Service 2 | Moderate Allocation |
| Fidelity® VIP High Income Portfolio Service 2 | High Yield Bond |
| Fidelity® VIP Strategic Income Portfolio Service 2 | Multisector Bond |
| Fidelity® VIP Target Volatility Portfolio Service 2 | Moderate Allocation |
| Franklin Income VIP 2 | Moderately Conservative Allocation |
| Goldman Sachs VIT Trend Driven Alloc Svc | Tactical Allocation |
| Invesco V.I. Balanced-Risk Fund - Series II | Tactical Allocation |
| Janus Henderson VIT Balanced Svc | Moderate Allocation |
| Lord Abbett Series Fund Bond-Debenture Portfolio | Multisector Bond |
| Morgan Stanley VIF Global Strategist II | Tactical Allocation |
| PIMCO VIT All Asset Adv | Tactical Allocation |
| PIMCO VIT Global Diversified Alloc Adv | Tactical Allocation |
| PIMCO VIT High Yield Adv | High Yield Bond |
| PIMCO VIT Income Advisor | Multisector Bond |
| PIMCO VIT Long-Term US Govt Adv | Long Government |
| Protective Life Dynamic Allc Ser Conservative | Moderately Conservative Allocation |
| Protective Life Dynamic Allc Ser Moderate | Moderate Allocation |
| T. Rowe Price Moderate Allocation I | Moderate Allocation |
| Templeton Global Bond VIP 2 | Global Bond |

| Category 3 | |
|--|-----------------------------------|
| Investment option | Morningstar category ¹ |
| AB VPS Large Cap Growth B | Large Growth |
| AB VPS Relative Value B | Large Value |
| American Funds® IS - Capital World Growth & Income Fund (4) | Global Large-Stock Blend |
| American Funds® IS - Global Growth Fund (4) | Global Large-Stock Growth |
| American Funds® IS - Growth Fund (4) | Large Growth |
| American Funds® IS - Growth-Income Fund (4) | Large Blend |
| American Funds® IS - International Growth And Income Fund (4) | Foreign Large Blend |
| American Funds® IS - Washington Mutual Investors Fund (4) | Large Value |
| BlackRock Advantage SMID Cap V.I. Fd III | Mid-Cap Blend |
| BlackRock International V.I. I | Foreign Large Blend |
| ClearBridge Variable Dividend Strategy II | Large Blend |
| ClearBridge Variable Large Cap Growth II | Large Growth |
| Fidelity® VIP Contrafund Portfolio Service 2 | Large Growth |
| Fidelity® VIP FundsManager® 85% Portfolio Service 2 | Aggressive Allocation |
| Fidelity® VIP Growth & Income Portfolio Service 2 | Large Blend |
| Fidelity® VIP Growth Portfolio Service 2 | Large Growth |
| Fidelity® VIP Health Care Portfolio Service 2 | Health |
| Fidelity® VIP Index 500 Portfolio Service 2 | Large Blend |
| Fidelity® VIP Mid Cap Portfolio Service 2 | Mid-Cap Blend |
| Franklin Rising Dividends VIP 2 | Large Blend |
| Goldman Sachs VIT Mid Cap Growth Svc | Mid-Cap Growth |
| Goldman Sachs VIT Mid Cap Value Svc | Mid-Cap Blend |
| Goldman Sachs VIT Strategic Growth Svc | Large Growth |
| Invesco V.I. Comstock Fund - Series II | Large Value |
| Invesco V.I. Equity and Income Fund - Series II | Moderate Allocation |
| Invesco V.I. Growth and Income Fund - Series II | Large Value |
| Invesco V.I. Main Street Mid Cap Fund - Series II | Mid-Cap Blend |
| Janus Henderson VIT Enterprise Svc | Mid-Cap Growth |
| Janus Henderson VIT Forty Svc | Large Growth |
| Lord Abbett Series Fund Dividend Growth Portfolio | Large Blend |
| Lord Abbett Series Fund Fundamental Equity Portfolio | Large Value |
| MFS® VIT Growth Svc | Large Growth |
| MFS® VIT II Core Equity Svc | Large Blend |

Continued on next page

Category 3 (continued)

| Investment option | Morningstar category ¹ |
|--|-----------------------------------|
| MFS® VIT II International Growth Svc | Foreign Large Growth |
| MFS® VIT II International Intrinsic Value Svc | Foreign Large Growth |
| MFS® VIT II MA Investors Growth Stock Svc | Large Growth |
| MFS® VIT Total Return Svc | Moderate Allocation |
| Protective Life Dynamic Allc Ser Growth | Aggressive Allocation |
| T. Rowe Price Blue Chip Growth Port II | Large Growth |
| T. Rowe Price Mid-Cap Growth Port II | Mid-Cap Growth |



Turnkey allocation portfolios with a simplified approach

For a simplified diversification process, we offer three types of pre-allocated portfolios based on various levels of risk tolerance.

Protective Allocation Portfolios

Available during both accumulation and income phases, the allocation portfolios available with the SecurePay Protector benefit are designed to provide diversification across asset classes and fund managers.

| | | Growth Focus | Moderate Growth | Balanced Toward Growth | Balanced Growth & Income | Balanced Toward Income | Moderate Income | Income Focus |
|--|--------------|--------------|-----------------|------------------------|--------------------------|------------------------|-----------------|--------------|
| | | ● | ● | ●● | ●● | ●● | ●● | ●● |
| Target allocation | Equity | 80% | 70% | 60% | 50% | 40% | 30% | 20% |
| | Fixed income | 20% | 30% | 40% | 50% | 60% | 70% | 80% |
| AB VPS Large Cap Growth B | | 10% | 5% | 5% | 5% | 5% | 5% | 5% |
| American Funds IS [®] Global Growth (4) | | 15% | 5% | 10% | 10% | 5% | 5% | |
| American Funds IS [®] Growth (4) | | 5% | 5% | 5% | 5% | 5% | | |
| American Funds IS [®] The Bond Fd of Amer (4) | | | | | | 5% | 5% | 5% |
| BlackRock Global Allocation V.I. III | | | 5% | 5% | 5% | 5% | 5% | |
| Columbia VP Strategic Income 2 | | | 5% | 5% | 10% | 15% | 20% | 20% |
| Fidelity [®] VIP Balanced Service 2 | | 10% | 5% | 5% | 5% | 5% | 5% | |
| Fidelity [®] VIP Investment Grade Bd Svc 2 | | | 5% | 5% | 10% | 10% | 10% | 10% |
| Franklin Income VIP 2 | | 5% | 5% | 5% | 5% | 5% | 5% | 10% |
| Franklin Rising Dividends VIP 2 | | 10% | 10% | 10% | 10% | 10% | 10% | 10% |
| Franklin Small Cap Value VIP 2 | | 5% | 5% | | | | | |
| Invesco V.I. Main Street Small Cap II | | 5% | 5% | | | | | |
| Janus Henderson VIT Balanced Svc | | 5% | 5% | 15% | 15% | 5% | | |
| Janus Henderson VIT Forty Svc | | 5% | 5% | 5% | | | | |
| Janus Henderson VIT Glb Tech&Innvt Svc | | 5% | 5% | 5% | | | | |
| Janus Henderson VIT Overseas Svc | | 5% | 5% | | | | | |
| Lord Abbett Series Bond-Debenture VC | | 10% | 10% | 10% | 10% | 10% | 15% | 15% |
| PIMCO VIT Short-Term Adv | | | | 5% | 5% | 10% | 10% | 15% |
| PIMCO VIT Total Return Adv | | | | | | | 5% | 10% |
| T. Rowe Price Blue Chip Growth Port II | | 5% | 5% | | | | | |
| T. Rowe Price Health Sciences Port II | | | 5% | 5% | 5% | 5% | | |
| Total | | 100% | 100% | 100% | 100% | 100% | 100% | 100% |

- Available with SecurePay Protector benefit during accumulation phase
- Available with SecurePay Protector benefit during income phase

*Not all allocation options are available on contracts with the SecurePay Protector optional protected lifetime income benefit. Availability could further depend on whether or not the benefit election has been set. Please see product prospectus for complete details.

American Funds Insurance Series® Allocation Portfolios

The SecurePay Protector benefit offers preselected allocation options from the American Funds Insurance Series.* Each option blends individual funds within American Funds® that can help meet your retirement goals.

| | | Global Growth | Growth | Global Growth & Income | Growth & Income | Global Balanced Growth & Income | Balanced Growth & Income | Conservative |
|---|--------------|---------------|-------------|------------------------|-----------------|---------------------------------|--------------------------|--------------|
| | | ● | ● | ●● | ●● | ●● | ●● | ●● |
| Target allocation | Equity | 80% | 80% | 60% | 60% | 50% | 50% | 40% |
| | Fixed income | 20% | 20% | 40% | 40% | 50% | 50% | 60% |
| American Funds® IS Asset Allocation Fund (4) | | | | 25% | 25% | 25% | 25% | 10% |
| American Funds® IS Capital World Growth & Income Fund (4) | | 15% | | 20% | | 20% | | |
| American Funds® IS Global Growth Fund (4) | | 25% | 20% | 25% | | 15% | | 15% |
| American Funds® IS Growth Fund (4) | | | 25% | | 25% | | 15% | |
| American Funds® IS Growth-Income Fund (4) | | 20% | 25% | | 20% | | 20% | 20% |
| American Funds® IS International Fund (4) | | 20% | | | | | | |
| American Funds® IS The Bond Fund of America Fund (4) | | 20% | 20% | 25% | 25% | 25% | 25% | 40% |
| American Funds® IS US Government Securities Fund (4) | | | | 5% | 5% | 15% | 15% | 15% |
| American Funds® IS Washington Mutual Investors Fund (4) | | | 10% | | | | | |
| Total | | 100% | 100% | 100% | 100% | 100% | 100% | 100% |

● Available with SecurePay Protector benefit during accumulation phase

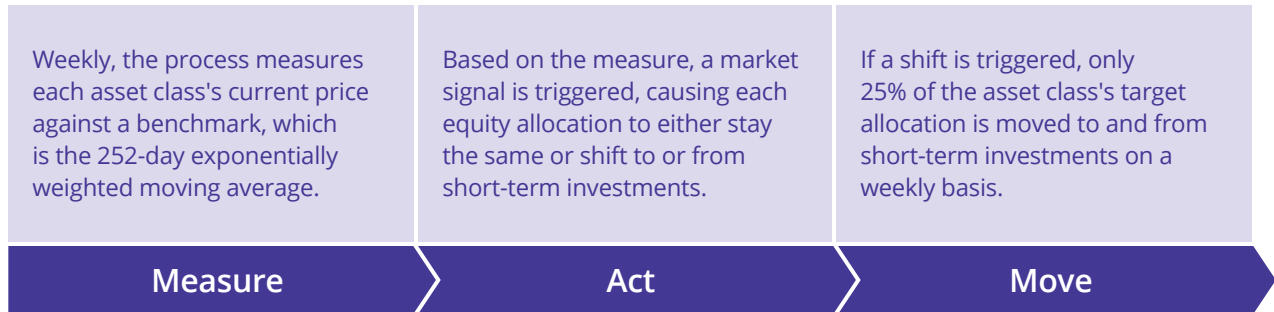
● Available with SecurePay Protector benefit during income phase

The Protective Allocation Portfolios and American Funds Insurance Series Allocation Portfolios have varying levels of equity exposure to align with your investment objectives. Allocation portfolios are static allocations consisting of available investment options and are not actively managed. Your portfolio will be rebalanced to the target allocation at the frequency you select on your application (annually, semi-annually, quarterly).

Protective Life Dynamic Allocation Series Portfolios

Managed by Janus Henderson and sold exclusively by Protective, the Protective Life Dynamic Allocation Series Portfolios follow a rules-based process. This intuitive process shifts equity allocations to and from short-term investments weekly based on market signals. The goal is to help you grow assets over time while managing downside risk.

How the portfolios work



For more complete information, please see the prospectus for the Protective Life Dynamic Allocation Series.

Portfolio target allocations

| | | Moderate | Conservative |
|---------------------------------------|--------------|-------------|--------------|
| | | ● | ● ● |
| Target allocation | Equity | 65% | 50% |
| | Fixed income | 35% | 50% |
| U.S. Large Cap Equity | | 26% | 20% |
| U.S. Small Cap Equity | | 9.75% | 7.5% |
| U.S. High Growth Equity | | 9.75% | 7.5% |
| U.K. Equity | | 6.5% | 5% |
| European Equity | | 6.5% | 5% |
| Japan Equity | | 3.25% | 2.5% |
| Asian Equity (excluding Japan) | | 3.25% | 2.5% |
| Fixed Income | | 35% | 50% |
| Total | | 100% | 100% |

- Available with SecurePay Protector benefit during accumulation phase
- Available with SecurePay Protector benefit during income phase

Performance of the Protective Life Dynamic Allocation Series portfolios depends on that of the underlying funds. They are subject to risk with respect to the aggregation of holdings of underlying funds, which may result in increased volatility as a result of indirectly having concentrated assets in a particular industry, geographical sector or single company.



Review the investment options guide or the product prospectus for more information about available investment options.



Gain confidence on your retirement journey

Together with your financial professional, create a strategy to maximize and protect retirement income with the **Protective Aspirations NY variable annuity** and the **SecurePay Protector benefit**.



View and download the product prospectus at: protective.com/AspirationsNYProspectus.



protective.com

The costs for the SecurePay Protector benefit are deducted from your Contract Value monthly as a percentage of your benefit base. All costs are described in detail in the prospectus, which also provides examples of how the charges are applied and outlines certain requirements and restrictions that may affect the underlying annuity contract features. For tax purposes, protected lifetime income benefit withdrawals are usually assumed to be a withdrawal of earnings first. The full amount of withdrawals related to earnings is subject to ordinary income tax.

The investment objectives and policies of the underlying investment options may contain different investments than similarly named mutual funds offered by the investment managers. Investment results will differ and may be higher or lower than the investment results of such other funds. An investment in any of the variable annuity investment options is subject to market risk and loss of principal. Please refer to the underlying fund prospectus for more information regarding risks associated with the portfolios available within your variable annuity. Portfolios that invest in high-yield securities are subject to greater credit risk and price fluctuation than portfolios that include higher quality securities. Stocks of small or mid cap companies have less liquidity than those of larger, established companies and are subject to greater price volatility and risk than the overall stock market. Emerging market stocks and foreign portfolios involve risks and opportunities not associated with investing domestically, such as currency fluctuation, political risk and differences in financial reporting. Money Market and U.S. Government Securities portfolios are not insured or guaranteed by the Federal Deposit Insurance Corporation, U.S. government or any other governmental agency. Bonds, if held to maturity, provide a fixed rate of return and a fixed principal value. Bond funds fluctuate and shares, when redeemed, may be worth more or less than their original cost.

Tax-free transfers among the various investment options may help you maintain your preferred level of diversification. Certain limitations apply, so please see the product prospectus for more information. Diversification neither assures a profit nor eliminates the risk of experiencing investment losses.

These portfolios consist of an allocation of funds for investors to consider and are not intended to be investment recommendations. The portfolios are hypothetical asset allocations designed for individuals with different time horizons and risk profiles. Allocations may not achieve investment objectives. Please talk to your financial professional for information on other investment alternatives that may be available to you. In making investment decisions, investors should consider their other assets, income, and investments.

Investing outside the United States involves risks such as currency fluctuations, periods of illiquidity and price volatility. These risks may be heightened in connection with investments in developing countries. Small-company stocks entail additional risks, and they can fluctuate in price more than larger company stocks. The return of principal for bond portfolios and for portfolios with significant underlying bond holdings is not guaranteed. Investments are subject to the same interest rate, inflation and credits risks associated with the underlying bond holdings. Lower rated bonds are subject to greater fluctuations in value and risk of loss of income and principal than higher rated bonds. Fund shares of U.S. Government/AAA-Rated Securities Fund are not guaranteed by the U.S. government.

All Capital Group trademarks mentioned are owned by The Capital Group Companies, Inc., an affiliated company or fund.

Protective Life Dynamic Allocation Series distributed by Janus Distributors LLC.

Performance of the Protective Life Dynamic Allocation Series portfolios depends on that of the underlying funds. They are subject to risk with respect to the aggregation of holdings of underlying funds which may result in increased volatility as a result of indirectly having concentrated assets in a particular industry, geographical sector, or single company.

No assurance can be given that the Protective Life Dynamic Allocation Series portfolios' investment strategy will be successful under all or any market conditions. Janus Capital does not have prior experience using the proprietary methodology co-developed by Janus Capital and Protective Life Insurance Company. Although it is designed to achieve the portfolios' investment objective, there is no guarantee that it will achieve the desired results.

Protective® refers to Protective Life and Annuity Insurance Company (PLAIC), Birmingham, AL. Variable annuities are distributed by Investment Distributors, Inc. (IDI), a broker-dealer and principal underwriter of registered products issued by PLAIC, its affiliate. IDI is located in Birmingham, AL. Product guarantees are backed by the financial strength and claims-paying ability of PLAIC.

Protective® is a registered trademark of Protective Life Insurance Company. The Protective trademarks, logos and service marks are property of Protective Life Insurance Company and are protected by copyright, trademark and/or other proprietary rights and laws.

Variable annuities are long-term investments intended for retirement planning and involve market risk and the possible loss of principal. Investments in variable annuities are subject to fees and charges from the insurance company and the investment managers.

Protective does not recommend or endorse any particular investment option and does not provide investment advice. Neither Protective nor its representatives offer legal or tax advice. Purchasers should consult their attorney or tax advisor regarding their individual situation.

Withdrawals reduce the annuity's remaining death benefit, Contract Value, cash surrender value and future earnings. Withdrawals may be subject to income tax and, if taken prior to age 59½, an additional 10% IRS tax penalty may apply. More frequent withdrawals may reduce earnings more than annual withdrawals. During the withdrawal charge period, withdrawals in excess of the penalty-free amount may be subject to a withdrawal charge.

Protective Aspirations NY variable annuity is a flexible premium deferred variable annuity contract issued by PLAIC in New York under policy form series NY-VDA-A-2024. SecurePay Protector benefits provided by rider form number NY-VDA-A-6073.

Investors should carefully consider the investment objectives, risks, charges and expenses of a variable annuity, any optional protected lifetime income benefit and the underlying investment options before investing. This and other information is contained in the prospectuses for a variable annuity and its underlying investment options. Investors should read the prospectus carefully before investing. Prospectus may be obtained by contacting Protective at 800-456-6330.

| | | |
|--|-------------------------------------|----------------|
| Not FDIC/NCUA Insured | Not Bank or Credit Union Guaranteed | Not a Deposit |
| Not Insured By Any Federal Government Agency | | May Lose Value |